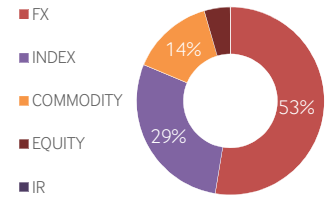


**FUTURES**

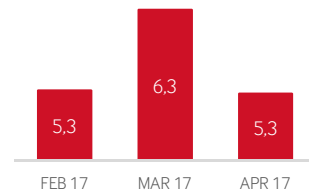
**VOLUME STRUCTURE**



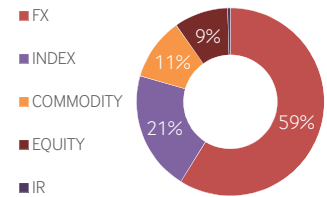
**ADTV\*, USD**

**5,28** BN  
**-16** ▼ % MOM

**ADTV DYNAMICS, BN**



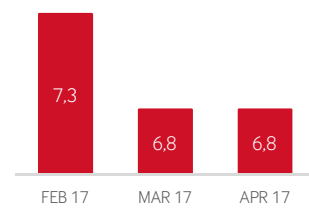
**OI STRUCTURE**



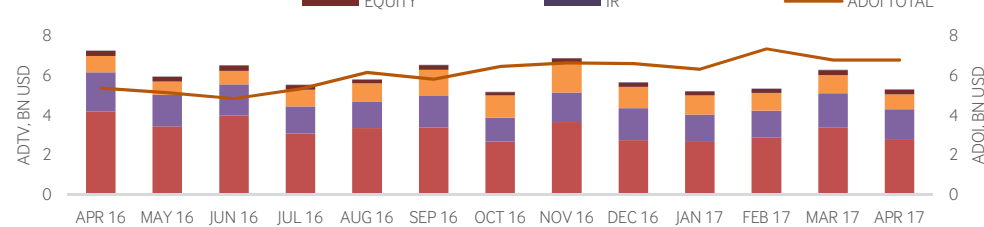
**ADOI\*, USD**

**6,78** BN  
**+1** ▲ % MOM

**ADOI DYNAMICS, BN**

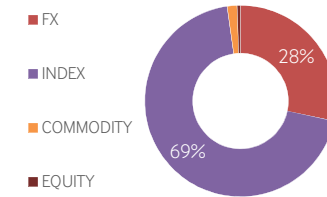


**FUTURES DYNAMICS**



**OPTIONS**

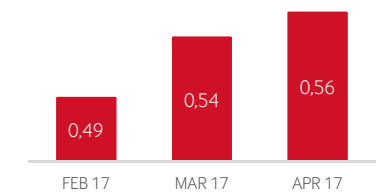
**VOLUME STRUCTURE**



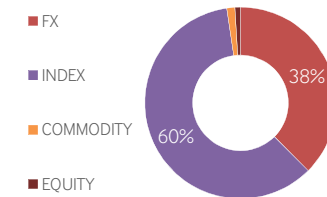
**ADTV, USD**

**0,56** BN  
**+4** ▲ % MOM

**ADTV DYNAMICS, BN**



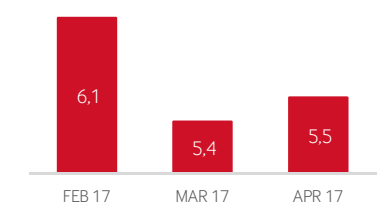
**OI STRUCTURE**



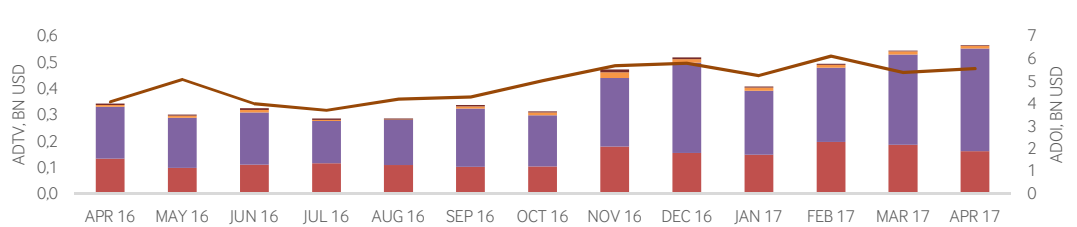
**ADOI, USD**

**5,54** BN  
**+3** ▲ % MOM

**ADOI DYNAMICS, BN**

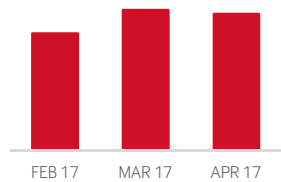


**OPTIONS DYNAMICS**



**TOP GROWING SECTORS — ADTV, BN USD**

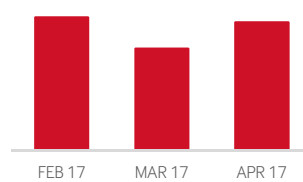
**EQUITY (F)**



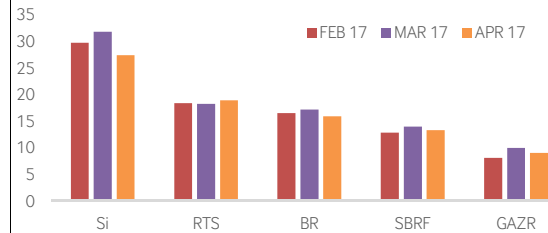
**EQUITY (F)**

**-3** ▼ % MOM  
**+26** ▲ % MOM

**EQUITY (O)**



**TOP 5 FUTURES — ACTIVE CLIENTS, TH**



**\*Abbreviations:**

ADTV - Average Daily Trading Volume;  
ADOI - Average Daily Open Interest;  
MOM - Month-on-Month; FX - Foreign Exchange;  
IR - Interest Rate; BN - Billion; TH - Thousand  
Contacts: [derivatives.report@moex.com](mailto:derivatives.report@moex.com)  
Subscription: email with subject 'subscribe' to [derivatives.report@moex.com](mailto:derivatives.report@moex.com)