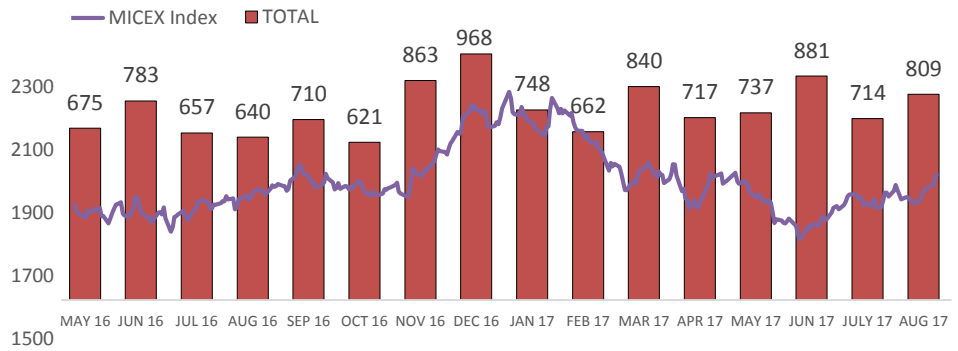




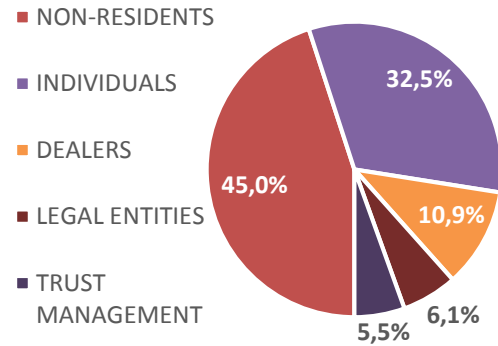
TOTAL TRADE VOLUME OF SHARES, DEPOSITORY RECEIPTS, FUND SHARES, ETFs, ISUs

809 BN ₴
13,3 %MOM

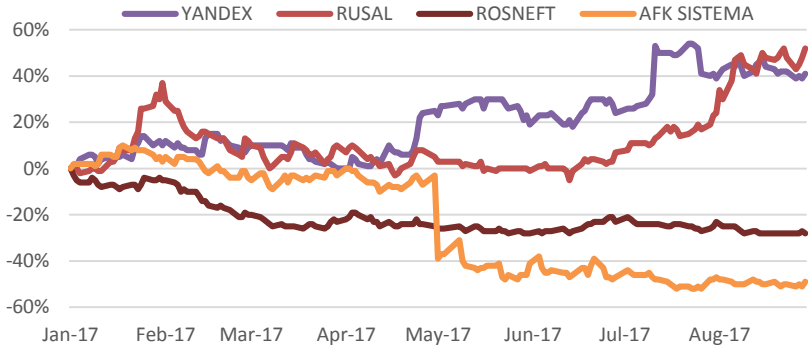
TOTAL TRADE VOLUME DYNAMICS, BN ₴



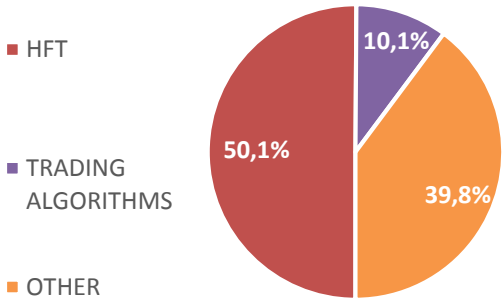
TURNOVER BY CLIENT GROUP



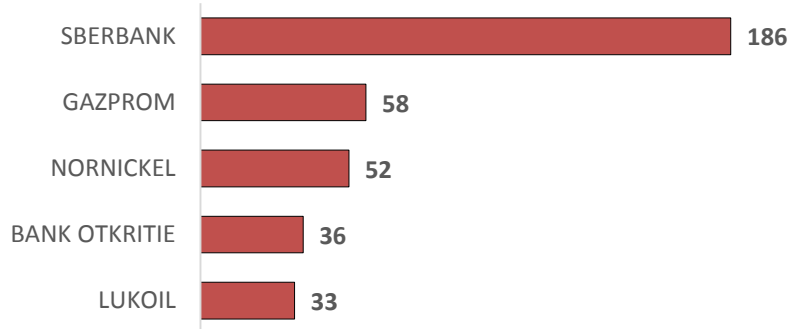
TOP 4 CLOSEST TO ANNUAL HIGH AND LOW SHARES



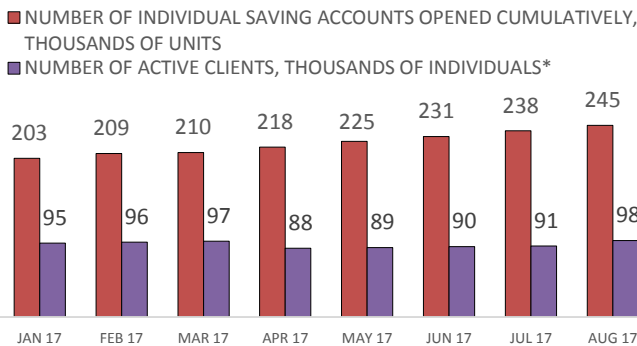
SHARE OF HFT IN TOTAL TURNOVER



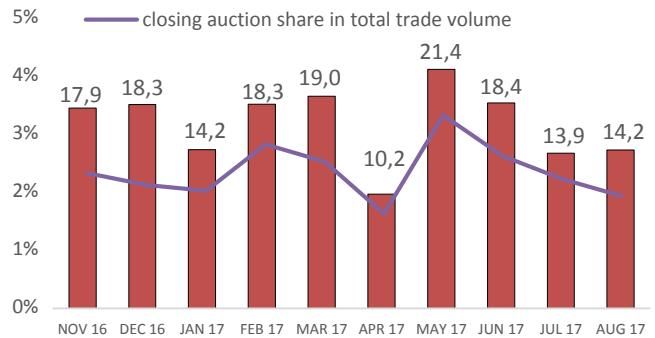
TOP 5 LIQUID SHARES, BN ₴



ACTIVE CLIENTS AND ISA\* DYNAMICS



CLOSING AUCTION TRADE VOLUME DYNAMICS, BN ₴



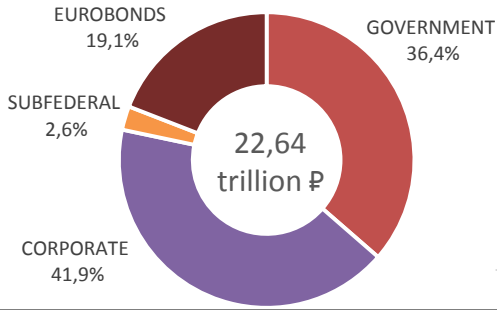
\*Clients who have made at least one equity market transaction within a month
\*Individual saving accounts

REFERENCE:

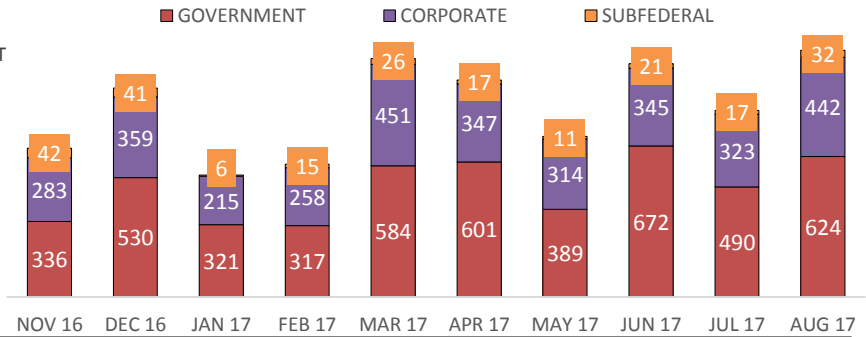
Number of transactions per trading session
Trading algorithms: 201-1000, HFT: more than 1000
NDM: negotiated deals mode



**BOND MARKET VOLUME STRUCTURE BY NOMINAL**

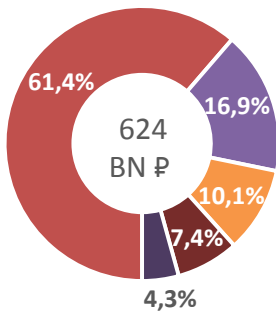


**TRADE VOLUME DYNAMICS, BN ₺**

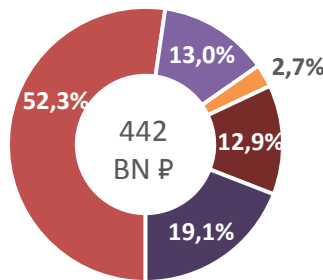


**TURNOVER BY CLIENT GROUP**

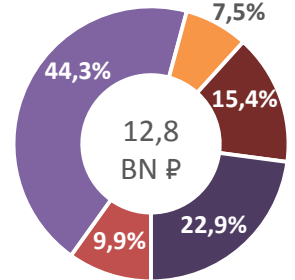
**GOVERNMENT BONDS**



**CORPORATE BONDS**



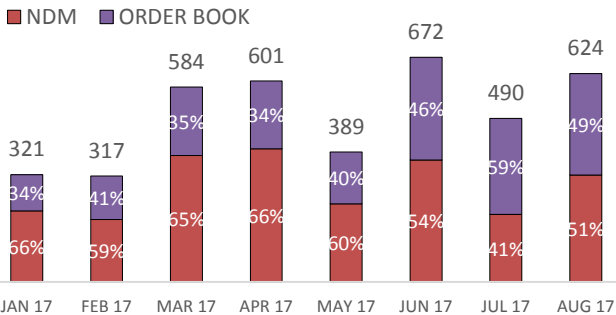
**EUROBONDS**



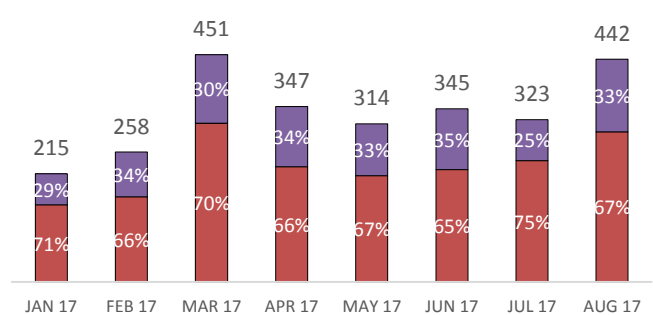
■ DEALERS ■ NON-RESIDENTS ■ INDIVIDUALS ■ TRUST MANAGEMENT ■ LEGAL ENTITIES

**COMPARISON OF GOVERNMENT AND CORPORATE BONDS ORDER BOOK AND NDM TRANSACTIONS, BN ₺**

**GOVERNMENT BONDS**



**CORPORATE BONDS**



**TOP 6 LIQUID BONDS**

		YIELD, NOMINAL CURRENCY	TRADE VOLUME ORDER BOOK, BN ₺
GOVERNMENT BONDS (₺)	OFZ-PD 26221	7,9%	37,2
	OFZ-PD 26222	7,7%	26,8
CORPORATE BONDS (₺)	OTKRITIE FK Bank BO-02	10,9%	23,9
	Rosneft 001P-04	8,6%	9,5
EUROBONDS (\$)	RosNef-22	3,9%	3,2
	GPN-23	4,3%	2,0