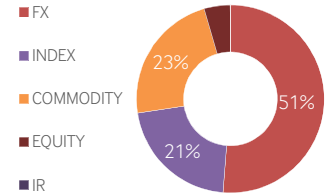


**FUTURES**

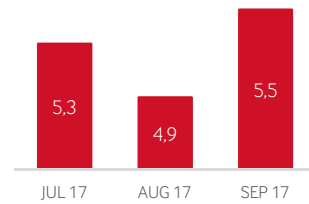
**VOLUME STRUCTURE**



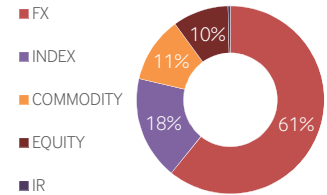
**ADTV\*, USD**

**5,52** BN  
**+12** % MOM

**ADTV DYNAMICS, BN**



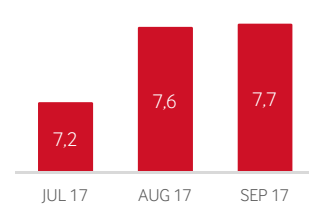
**OI STRUCTURE**



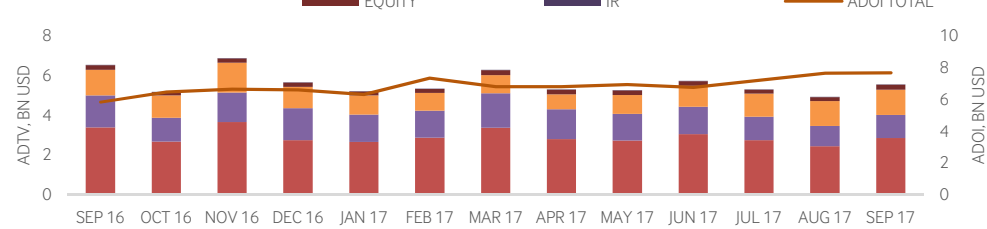
**ADOI\*, USD**

**7,67** BN  
**+1** % MOM

**ADOI DYNAMICS, BN**

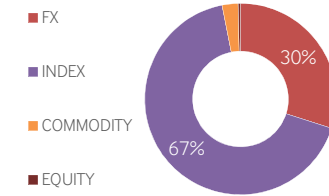


**FUTURES DYNAMICS**



**OPTIONS**

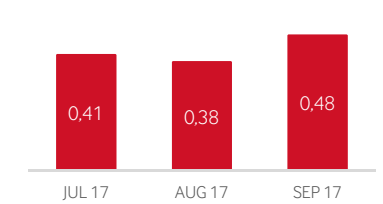
**VOLUME STRUCTURE**



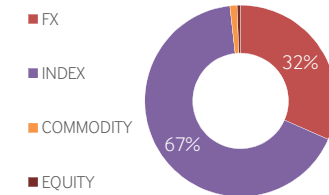
**ADTV, USD**

**0,48** BN  
**+25** % MOM

**ADTV DYNAMICS, BN**



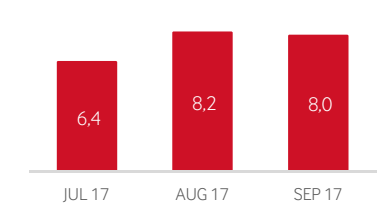
**OI STRUCTURE**



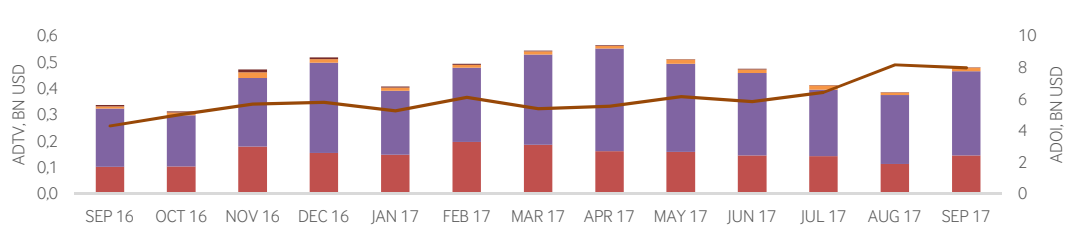
**ADOI, USD**

**7,97** BN  
**-2** % MOM

**ADOI DYNAMICS, BN**

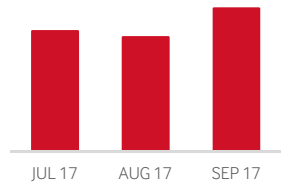


**OPTIONS DYNAMICS**



**TOP GROWING SECTORS — ADTV, BN USD**

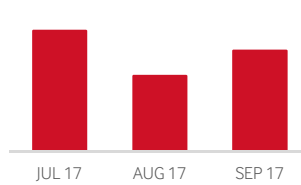
**EQUITY (F)**



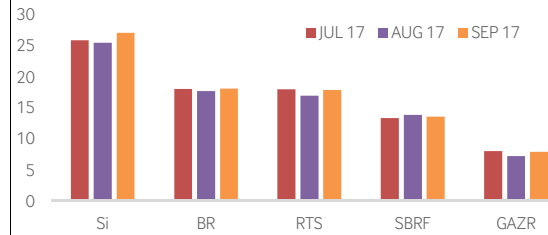
**EQUITY (F)**

**+25** % MOM  
**+34** % MOM

**COMMODITY (O)**



**TOP 5 FUTURES — ACTIVE CLIENTS, TH**



**\*Abbreviations:**

ADTV - Average Daily Trading Volume;  
ADOI - Average Daily Open Interest;  
MOM - Month-on-Month; FX - Foreign Exchange;  
IR - Interest Rate; BN - Billion; TH - Thousand  
**Contacts:** [derivatives.report@moex.com](mailto:derivatives.report@moex.com)  
**Subscription:** email with subject 'subscribe' to [derivatives.report@moex.com](mailto:derivatives.report@moex.com)