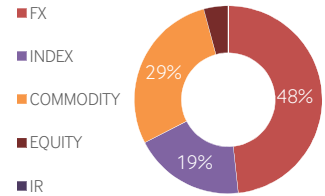


**FUTURES**

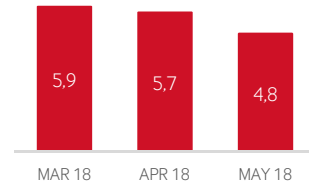
VOLUME STRUCTURE



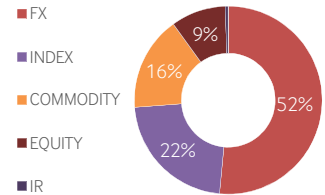
ADTV\*, USD

4,79 BN  
-15% MOM

ADTV DYNAMICS, BN



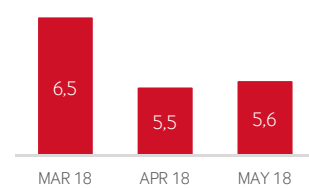
OI STRUCTURE



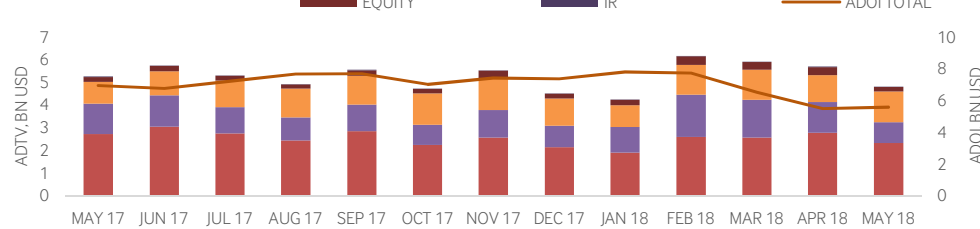
ADOI\*, USD

5,57 BN  
+2% MOM

ADOI DYNAMICS, BN

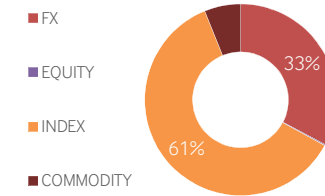


FUTURES DYNAMICS



**OPTIONS**

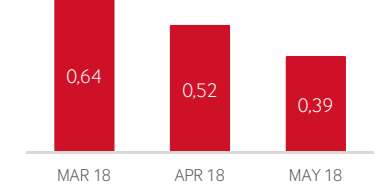
VOLUME STRUCTURE



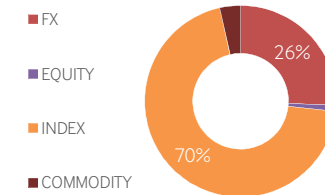
ADTV, USD

0,39 BN  
-25% MOM

ADTV DYNAMICS, BN



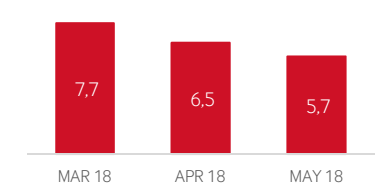
OI STRUCTURE



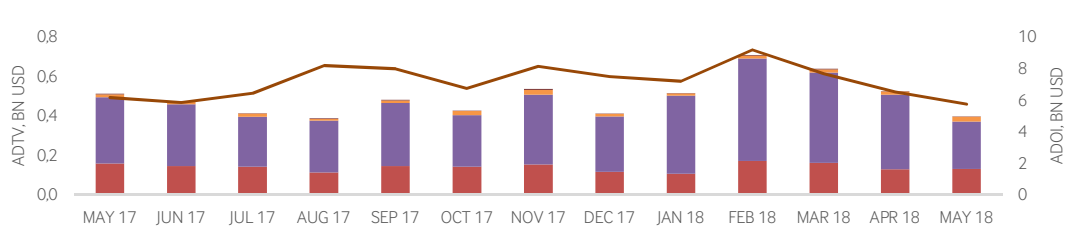
ADOI, USD

5,72 BN  
-12% MOM

ADOI DYNAMICS, BN

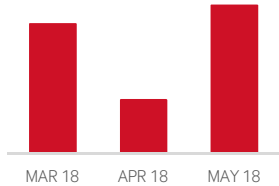


OPTIONS DYNAMICS



**TOP GROWING SECTORS — ADTV, BN USD**

COMMODITY (F)



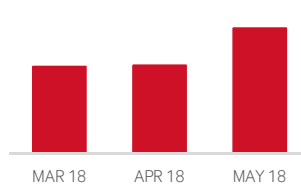
COMMODITY (F)

+14% MOM

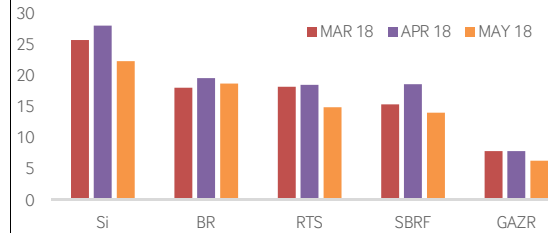
COMMODITY (O)

+42% MOM

COMMODITY (O)



**TOP 5 FUTURES — ACTIVE CLIENTS, TH**



**\*Abbreviations:**

ADTV - Average Daily Trading Volume;  
ADOI - Average Daily Open Interest;  
MOM - Month-on-Month; FX - Foreign Exchange;  
IR - Interest Rate; BN - Billion; TH - Thousand  
**Contacts:** [derivatives.report@moex.com](mailto:derivatives.report@moex.com)  
**Subscription:** email with subject 'subscribe' to [derivatives.report@moex.com](mailto:derivatives.report@moex.com)