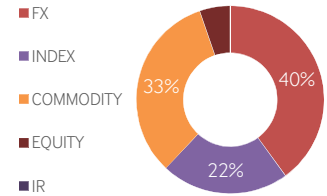


FUTURES

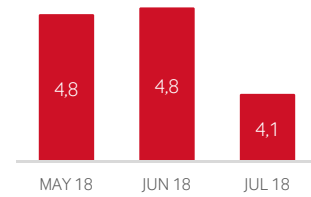
VOLUME STRUCTURE



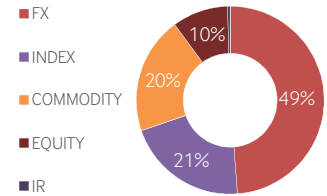
ADTV*, USD

4,14 BN
-14% MOM

ADTV DYNAMICS, BN



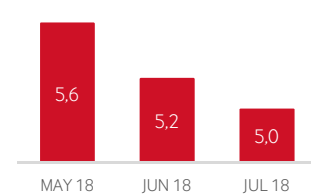
OI STRUCTURE



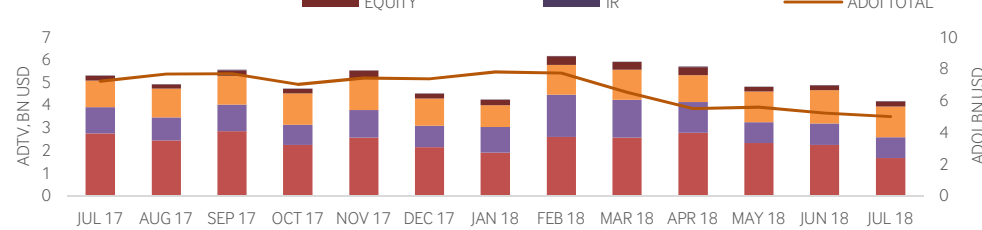
ADOI*, USD

4,97 BN
-4% MOM

ADOI DYNAMICS, BN

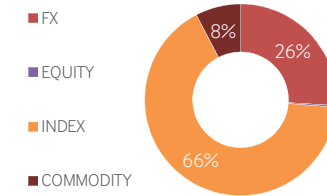


FUTURES DYNAMICS



OPTIONS

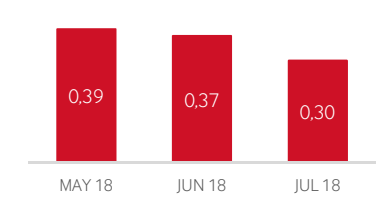
VOLUME STRUCTURE



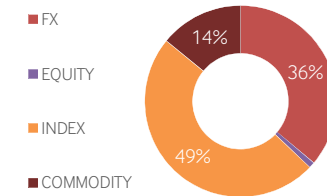
ADTV, USD

0,3 BN
-20% MOM

ADTV DYNAMICS, BN



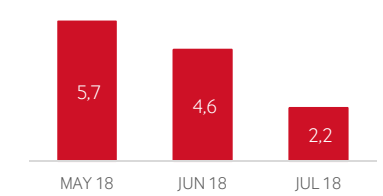
OI STRUCTURE



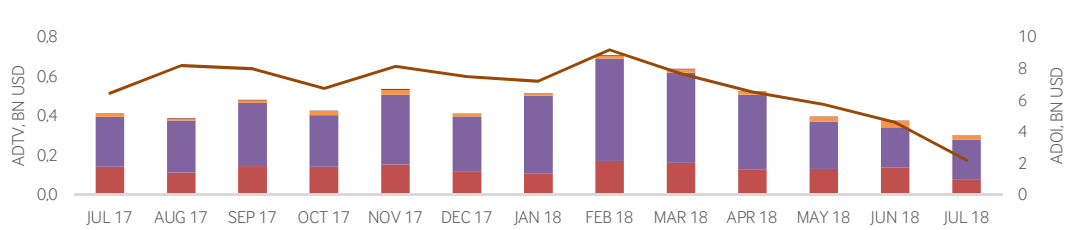
ADOI, USD

2,17 BN
-52% MOM

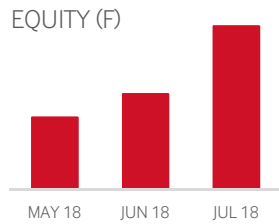
ADOI DYNAMICS, BN



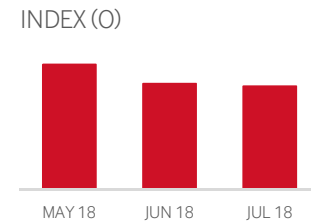
OPTIONS DYNAMICS



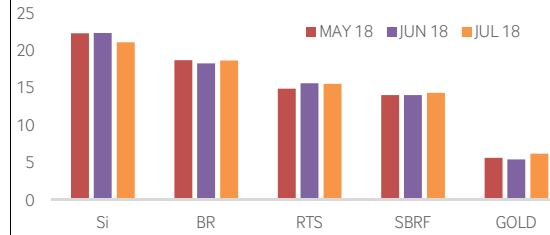
TOP GROWING SECTORS — ADTV, BN USD



EQUITY (F)
+6% MOM
INDEX (O)
-2% MOM



TOP 5 FUTURES — ACTIVE CLIENTS, TH



***Abbreviations:**

ADTV - Average Daily Trading Volume;
ADOI - Average Daily Open Interest;
MOM - Month-on-Month; FX - Foreign Exchange;
IR - Interest Rate; BN - Billion; TH - Thousand
Contacts: derivatives.report@moex.com
Subscription: email with subject 'subscribe' to derivatives.report@moex.com