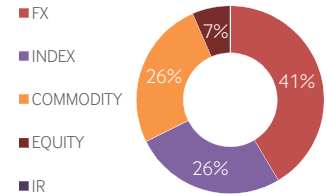


FUTURES

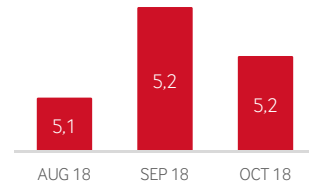
VOLUME STRUCTURE



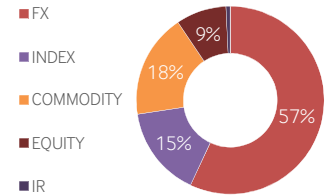
ADTV*, USD

5,16 BN
-1% MOM

ADTV DYNAMICS, BN



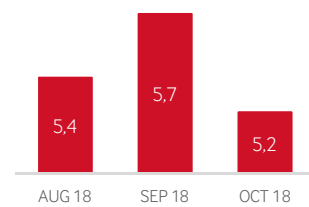
OI STRUCTURE



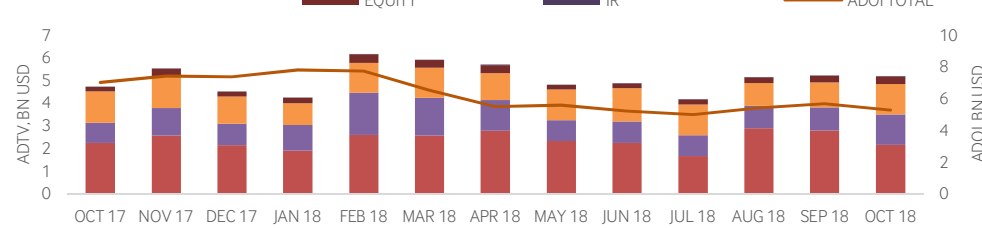
ADOI*, USD

5,25 BN
-7% MOM

ADOI DYNAMICS, BN

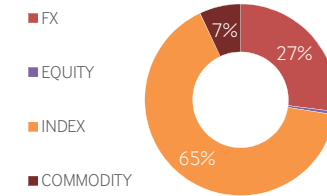


FUTURES DYNAMICS



OPTIONS

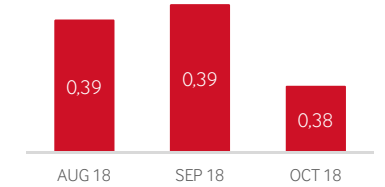
VOLUME STRUCTURE



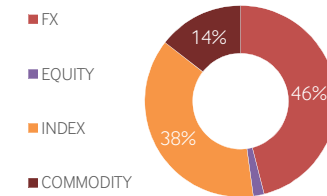
ADTV, USD

0,38 BN
-2% MOM

ADTV DYNAMICS, BN



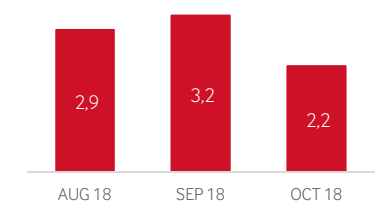
OI STRUCTURE



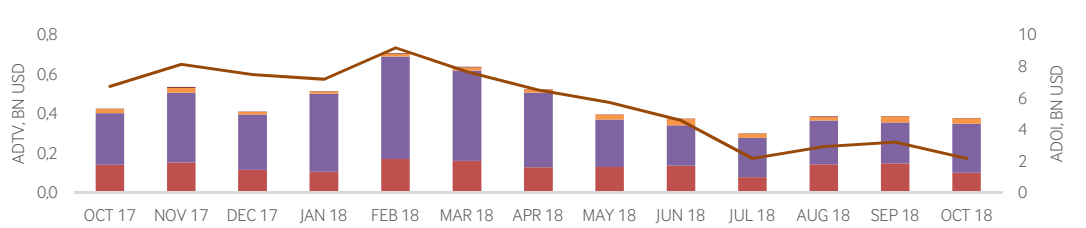
ADOI, USD

2,17 BN
-32% MOM

ADOI DYNAMICS, BN

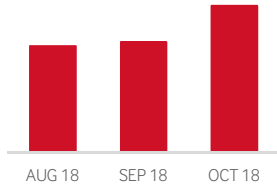


OPTIONS DYNAMICS



TOP GROWING SECTORS — ADTV, BN USD

INDEX (F)



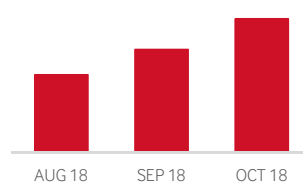
INDEX (F)

+33 % MOM

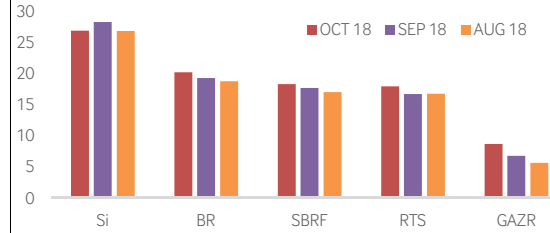
EQUITY (O)

+30 % MOM

EQUITY (O)



TOP 5 FUTURES — ACTIVE CLIENTS, TH



***Abbreviations:**

ADTV - Average Daily Trading Volume;
ADOI - Average Daily Open Interest;
MOM - Month-on-Month; FX - Foreign Exchange;
IR - Interest Rate; BN - Billion; TH - Thousand

Contacts: derivatives.report@moex.com

Subscription: email with subject 'subscribe' to derivatives.report@moex.com