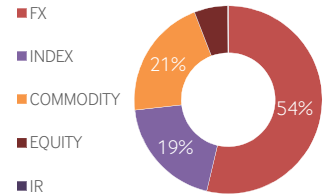


**FUTURES**

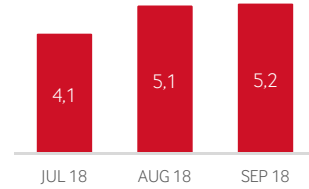
VOLUME STRUCTURE



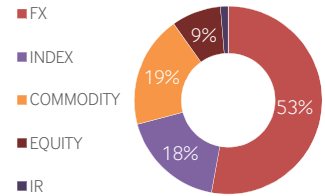
ADTV\*, USD

**5,2** BN  
**+2** % MOM

ADTV DYNAMICS, BN



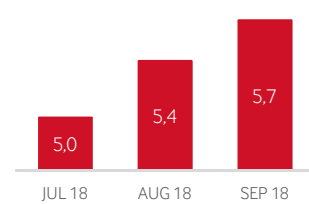
OI STRUCTURE



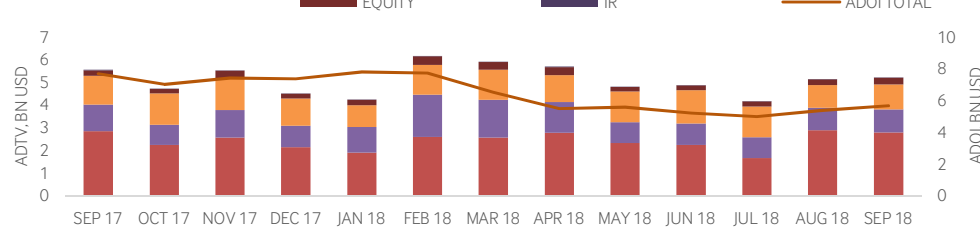
ADOI\*, USD

**5,65** BN  
**+5** % MOM

ADOI DYNAMICS, BN

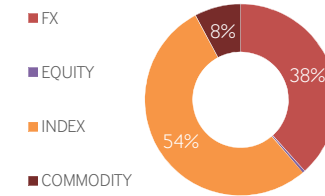


FUTURES DYNAMICS



**OPTIONS**

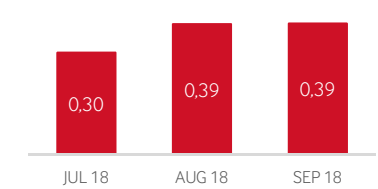
VOLUME STRUCTURE



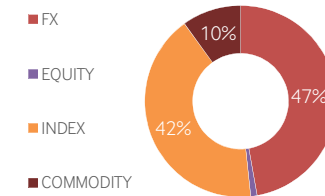
ADTV, USD

**0,39** BN  
**+1** % MOM

ADTV DYNAMICS, BN



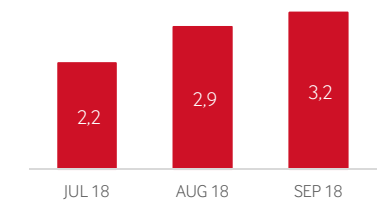
OI STRUCTURE



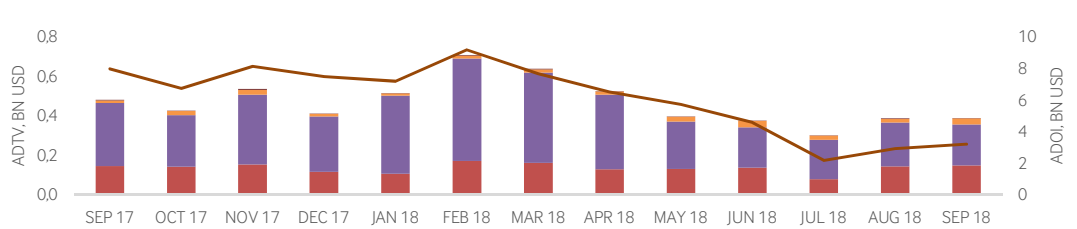
ADOI, USD

**3,2** BN  
**+10** % MOM

ADOI DYNAMICS, BN

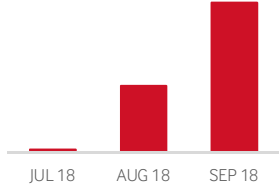


OPTIONS DYNAMICS



**TOP GROWING SECTORS — ADTV, BN USD**

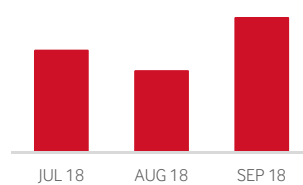
INTEREST RATE (F)



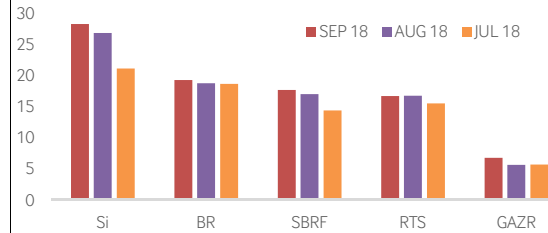
INTEREST RATE (F)

**+125** % MOM  
**+66** % MOM

COMMODITY (O)



**TOP 5 FUTURES — ACTIVE CLIENTS, TH**



**\*Abbreviations:**

ADTV - Average Daily Trading Volume;  
ADOI - Average Daily Open Interest;  
MOM - Month-on-Month; FX - Foreign Exchange;  
IR - Interest Rate; BN - Billion; TH - Thousand  
**Contacts:** [derivatives.report@moex.com](mailto:derivatives.report@moex.com)  
**Subscription:** email with subject 'subscribe' to [derivatives.report@moex.com](mailto:derivatives.report@moex.com)