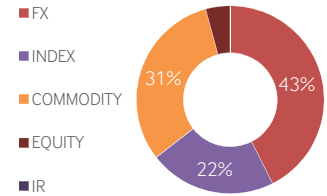


**FUTURES**

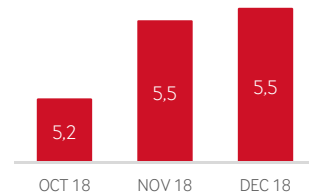
VOLUME STRUCTURE



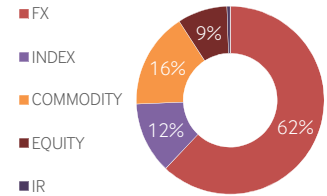
ADTV\*, USD

5,52 BN  
+1 % MOM

ADTV DYNAMICS, BN



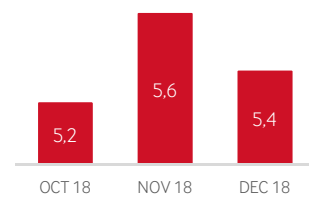
OI STRUCTURE



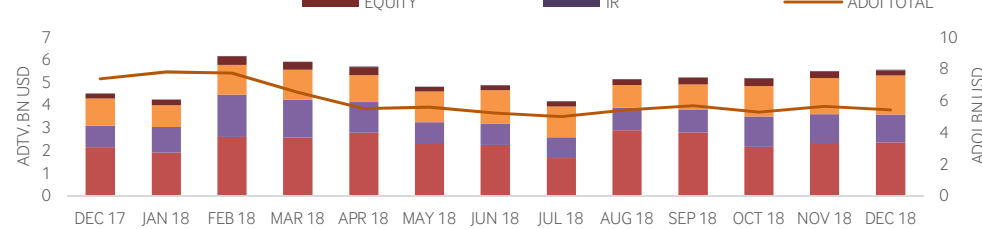
ADOI\*, USD

5,38 BN  
-4 % MOM

ADOI DYNAMICS, BN

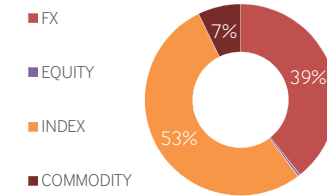


FUTURES DYNAMICS



**OPTIONS**

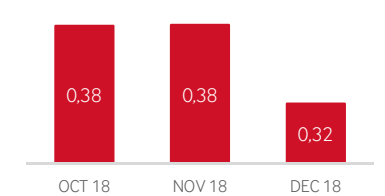
VOLUME STRUCTURE



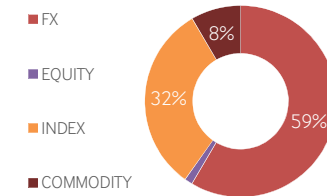
ADTV, USD

0,32 BN  
-15 % MOM

ADTV DYNAMICS, BN



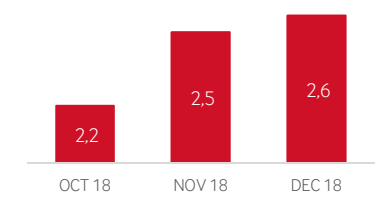
OI STRUCTURE



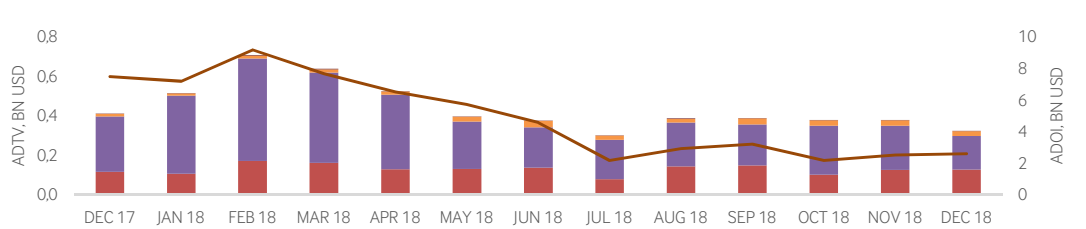
ADOI, USD

2,59 BN  
+3 % MOM

ADOI DYNAMICS, BN

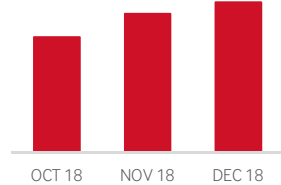


OPTIONS DYNAMICS



**TOP GROWING SECTORS — ADTV, BN USD**

COMMODITY (F)



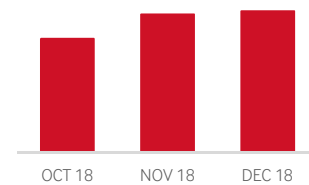
COMMODITY (F)

+8 % MOM

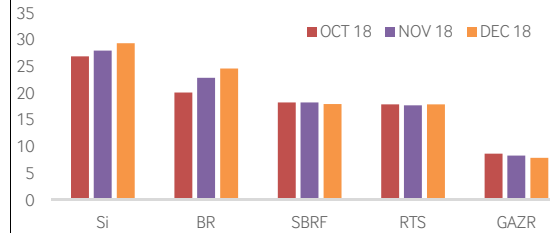
FX (O)

+2 % MOM

FX (O)



**TOP 5 FUTURES — ACTIVE CLIENTS, TH**



**\*Abbreviations:**

ADTV - Average Daily Trading Volume;  
ADOI - Average Daily Open Interest;  
MOM - Month-on-Month; FX - Foreign Exchange;  
IR - Interest Rate; BN - Billion; TH - Thousand  
**Contacts:** [derivatives.report@moex.com](mailto:derivatives.report@moex.com)  
**Subscription:** email with subject 'subscribe' to [derivatives.report@moex.com](mailto:derivatives.report@moex.com)