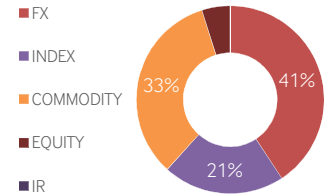


FUTURES

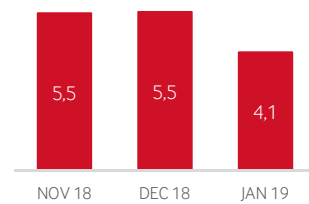
VOLUME STRUCTURE



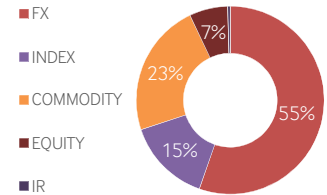
ADTV*, USD

4,13 BN
-25% MOM

ADTV DYNAMICS, BN



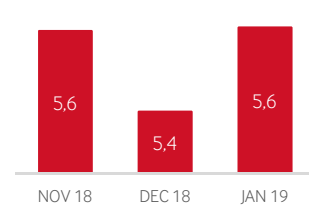
OI STRUCTURE



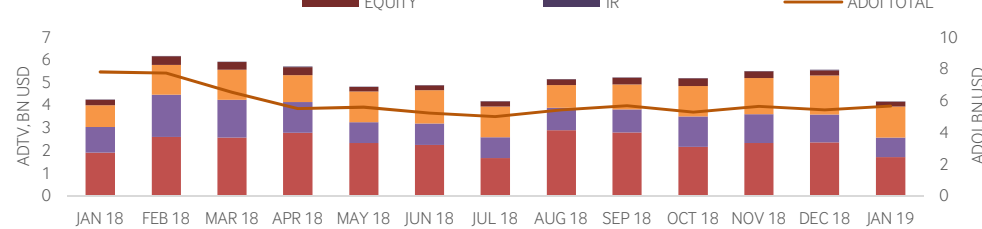
ADOI*, USD

5,63 BN
+5% MOM

ADOI DYNAMICS, BN

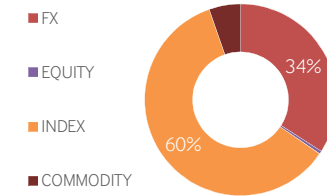


FUTURES DYNAMICS



OPTIONS

VOLUME STRUCTURE



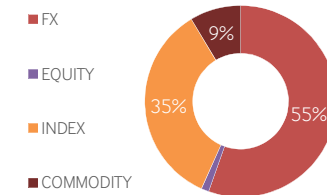
ADTV, USD

0,25 BN
-22% MOM

ADTV DYNAMICS, BN



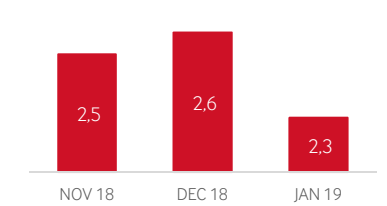
OI STRUCTURE



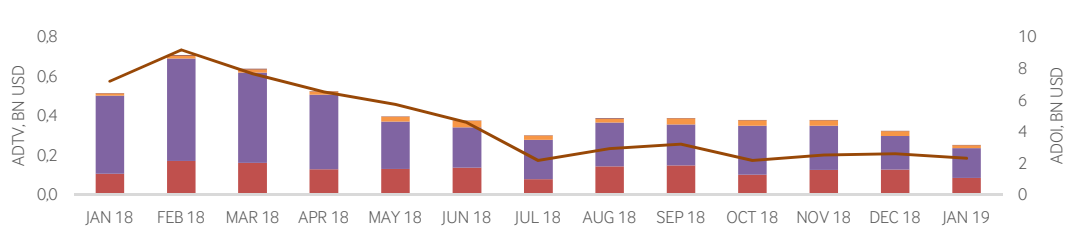
ADOI, USD

2,29 BN
-12% MOM

ADOI DYNAMICS, BN

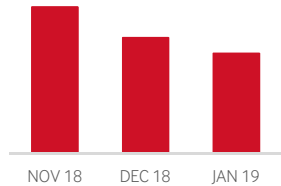


OPTIONS DYNAMICS



TOP GROWING SECTORS — ADTV, BN USD

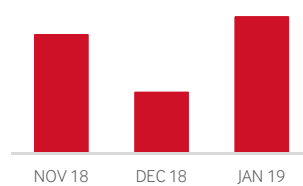
EQUITY (F)



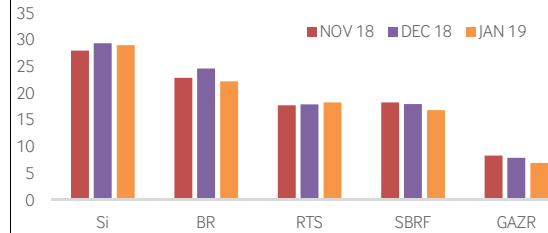
EQUITY (F)

-14% MOM
+5% MOM

EQUITY (O)



TOP 5 FUTURES — ACTIVE CLIENTS, TH



***Abbreviations:**

ADTV - Average Daily Trading Volume;
ADOI - Average Daily Open Interest;
MOM - Month-on-Month; FX - Foreign Exchange;
IR - Interest Rate; BN - Billion; TH - Thousand
Contacts: derivatives.report@moex.com
Subscription: email with subject 'subscribe' to derivatives.report@moex.com