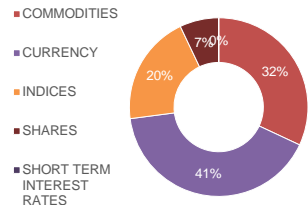
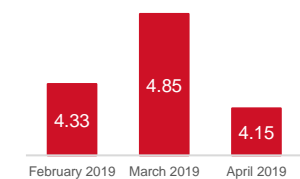
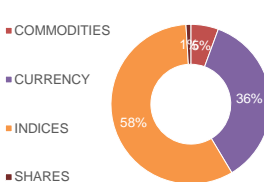
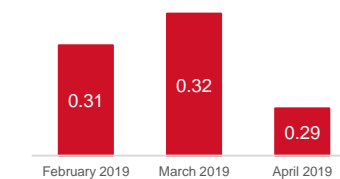
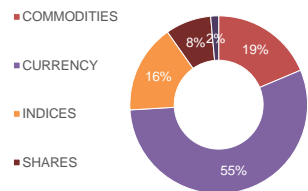


FUTURES
VOLUME STRUCTURE

ADTV*, USD

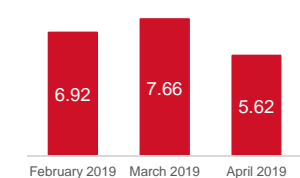
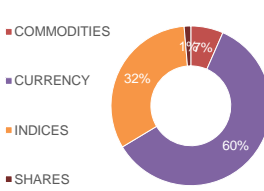
4.15 BN
-14.4 % MOM

ADTV DYNAMICS, BN

OPTIONS
VOLUME STRUCTURE

ADTV, USD

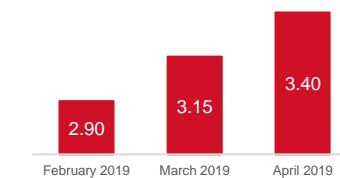
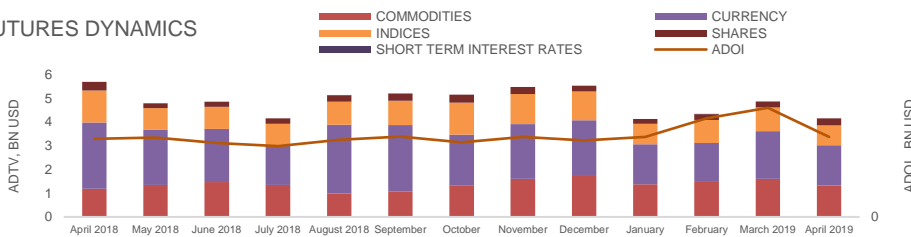
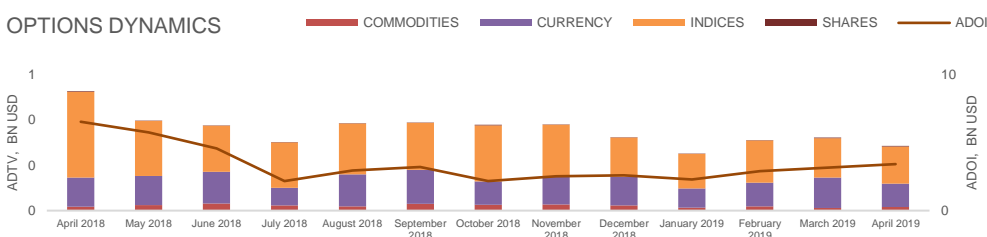
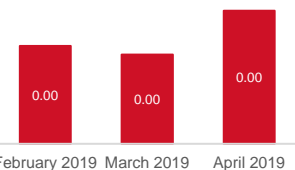
0.29 BN
-9.4 % MOM

ADTV DYNAMICS, BN

OI STRUCTURE

ADOI, USD

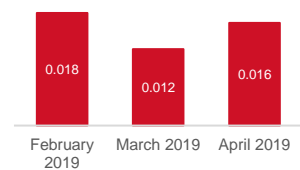
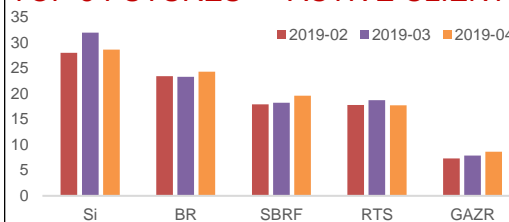
5.62 BN
-26.6 % MOM

ADOI DYNAMICS, BN

OI STRUCTURE

ADOI, USD

3.4 BN
7.9 % MOM

ADOI DYNAMICS, BN

FUTURES DYNAMICS

OPTIONS DYNAMICS

TOP GROWING SECTORS — ADTV, BN USD
SHARES (O)

SHARES (O)

49.1 % MOM
34.4 % MOM

COMMODITIES (O)

TOP 5 FUTURES — ACTIVE CLIENTS, TH

***Abbreviations:**

ADTV - Average Daily Trading Volume;
ADOI - Average Daily Open Interest;
MOM - Month-on-Month; FX - Foreign Exchange; IR - Interest Rate; BN - Billion; TH - Thousand

derivatives.report@moex.com

Copyright © Moscow Exchange, 2011 - 2019