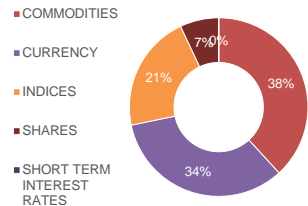
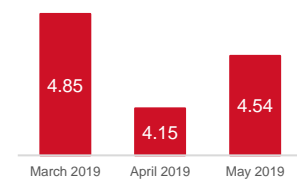
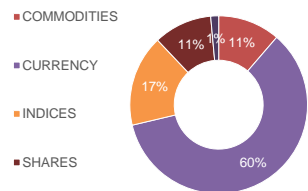
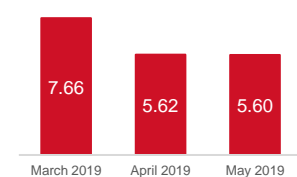
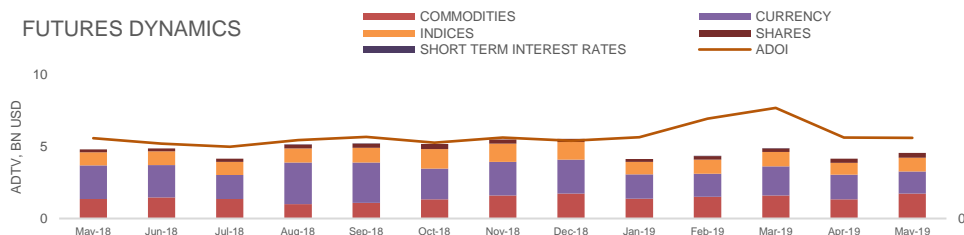
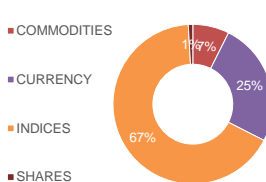


FUTURES
VOLUME STRUCTURE

ADTV*, USD
4.54 BN

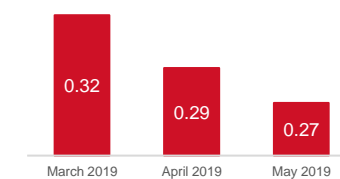
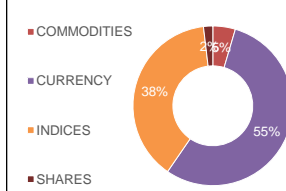
9.4 % MOM

ADTV DYNAMICS, BN

OI STRUCTURE

ADOI, USD
5.6 BN

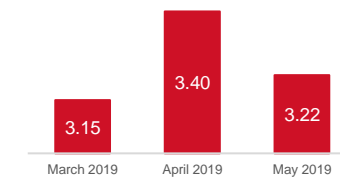
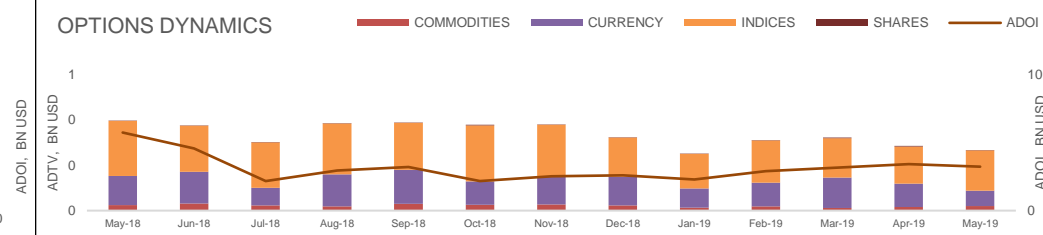
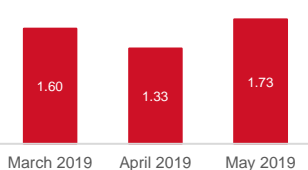
-0.4 % MOM

ADOI DYNAMICS, BN

FUTURES DYNAMICS

OPTIONS
VOLUME STRUCTURE

ADTV, USD
0.27 BN

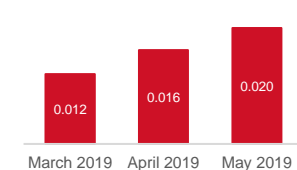
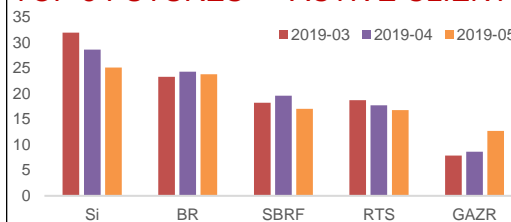
-6.9 % MOM

ADTV DYNAMICS, BN

OI STRUCTURE

ADOI, USD
3.22 BN

-5.3 % MOM

ADOI DYNAMICS, BN

OPTIONS DYNAMICS

TOP GROWING SECTORS — ADTV, BN USD
COMMODITIES (F)

COMMODITIES (F)
30.7 % MOM

COMMODITIES (O)
23.6 % MOM

COMMODITIES (O)

TOP 5 FUTURES — ACTIVE CLIENTS, TH

***Abbreviations:**

ADTV - Average Daily Trading Volume;
 ADOI - Average Daily Open Interest;
 MOM - Month-on-Month; FX - Foreign Exchange; IR - Interest Rate; BN - Billion; TH - Thousand

derivatives.report@moex.com

Copyright © Moscow Exchange, 2011 - 2019