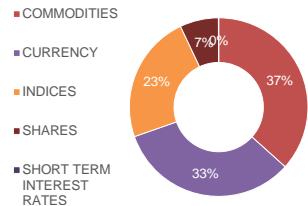
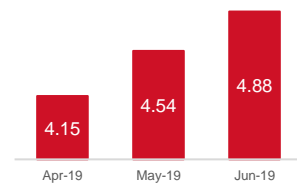
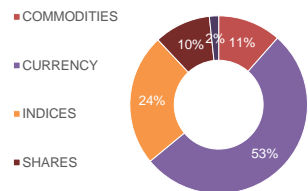
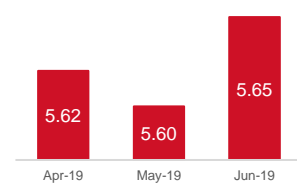
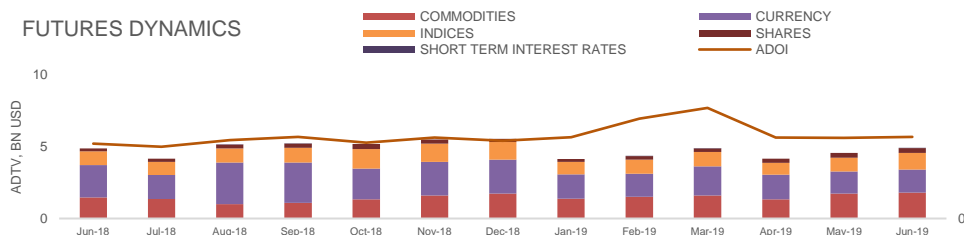
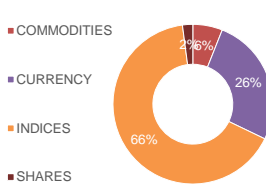


FUTURES
VOLUME STRUCTURE

ADTV*, USD
4.88 BN

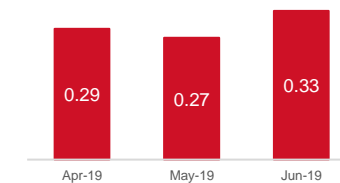
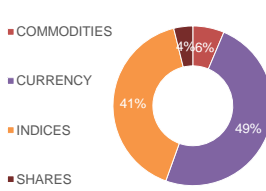
7.5 % MOM

ADTV DYNAMICS, BN

OI STRUCTURE

ADOI, USD
5.65 BN

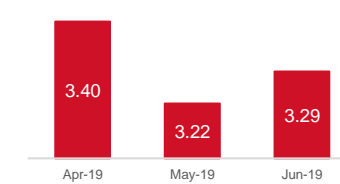
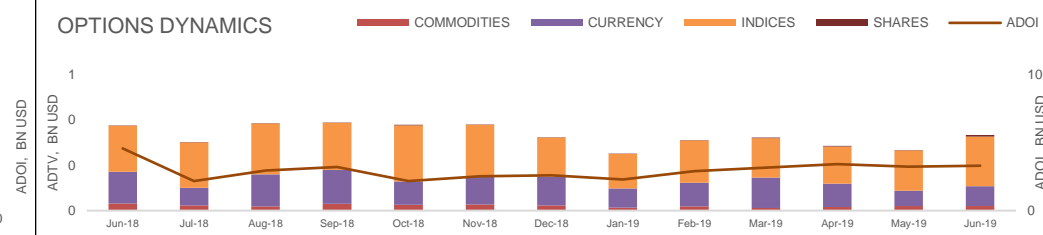
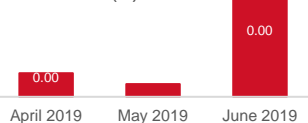
0.9 % MOM

ADOI DYNAMICS, BN

FUTURES DYNAMICS

OPTIONS
VOLUME STRUCTURE

ADTV, USD
0.33 BN

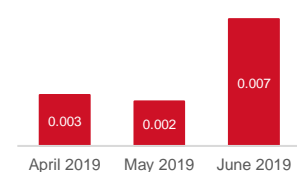
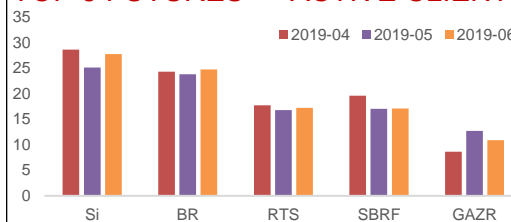
22.2 % MOM

ADTV DYNAMICS, BN

OI STRUCTURE

ADOI, USD
3.29 BN

2.2 % MOM

ADOI DYNAMICS, BN

OPTIONS DYNAMICS

TOP GROWING SECTORS — ADTV, BN USD
SHORT TERM INTEREST RATES (F)

SHORT TERM INTEREST R
952.0 % MOM

SHARES (O)
183.7 % MOM

SHARES (O)

TOP 5 FUTURES — ACTIVE CLIENTS, TH

***Abbreviations:**

ADTV - Average Daily Trading Volume;
 ADOI - Average Daily Open Interest;
 MOM - Month-on-Month; FX - Foreign Exchange; IR - Interest Rate; BN - Billion;
 TH - Thousand

derivatives.report@moex.com

Copyright © Moscow Exchange, 2011 - 2019