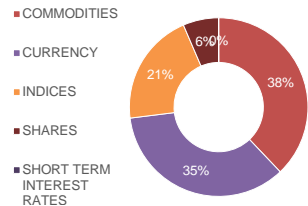
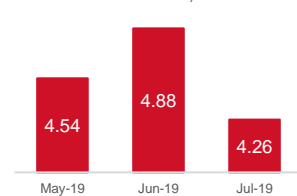
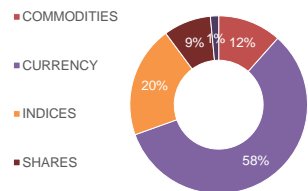
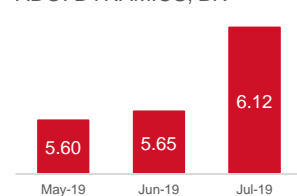
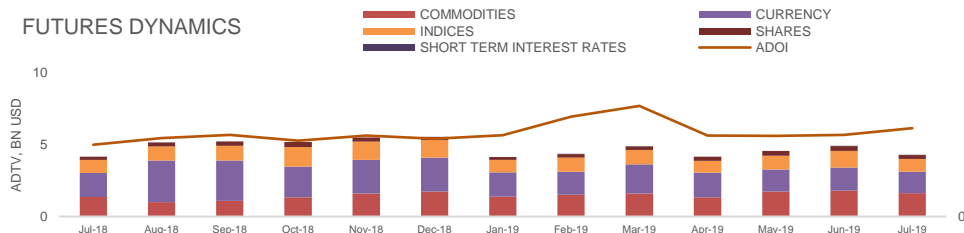
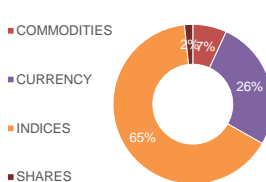


FUTURES
VOLUME STRUCTURE

ADTV*, USD

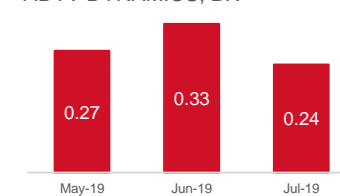
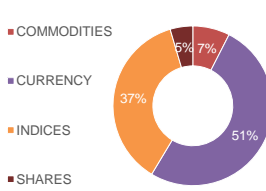
4.26 BN
-12.7 % MOM

ADTV DYNAMICS, BN

OI STRUCTURE

ADOI, USD

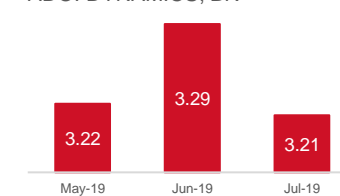
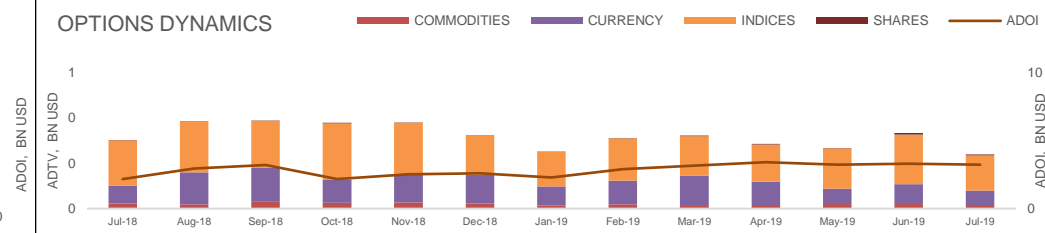
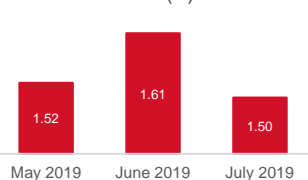
6.12 BN
8.3 % MOM

ADOI DYNAMICS, BN

FUTURES DYNAMICS

OPTIONS
VOLUME STRUCTURE

ADTV, USD

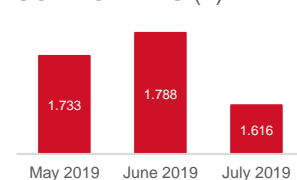
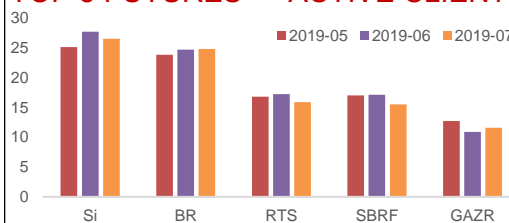
0.24 BN
-27.3 % MOM

ADTV DYNAMICS, BN

OI STRUCTURE

ADOI, USD

3.21 BN
-2.4 % MOM

ADOI DYNAMICS, BN

OPTIONS DYNAMICS

TOP GROWING SECTORS — ADTV, BN USD
CURRENCY (F)

CURRENCY (F)

-7.0 % MOM
-9.6 % MOM

COMMODITIES (F)

TOP 5 FUTURES — ACTIVE CLIENTS, TH

***Abbreviations:**

ADTV - Average Daily Trading Volume;
ADOI - Average Daily Open Interest;
MOM - Month-on-Month; FX - Foreign Exchange; IR - Interest Rate; BN - Billion; TH - Thousand

derivatives.report@moex.com

Copyright © Moscow Exchange, 2011 - 2019