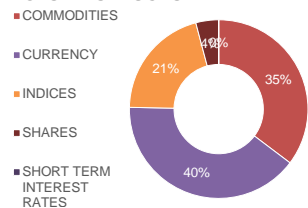
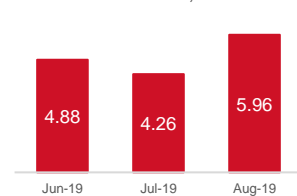
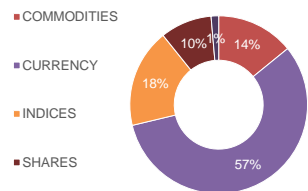
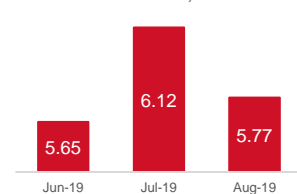
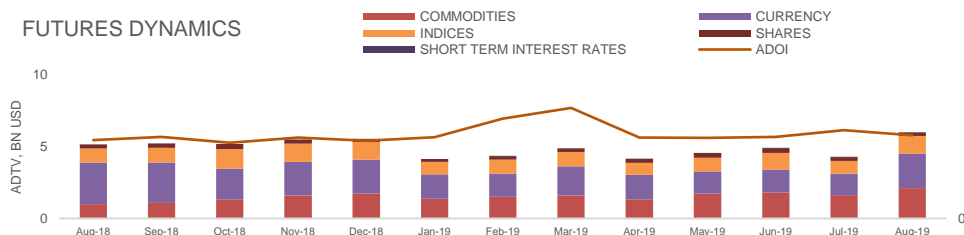
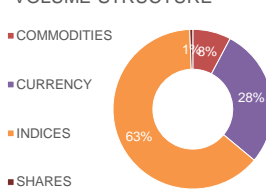


FUTURES
VOLUME STRUCTURE

ADTV*, USD

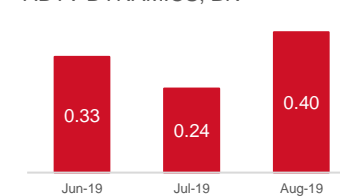
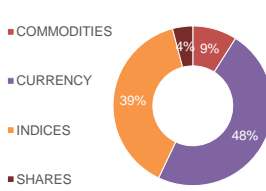
5.96 BN
39.9 % MOM

ADTV DYNAMICS, BN

OI STRUCTURE

ADOI, USD

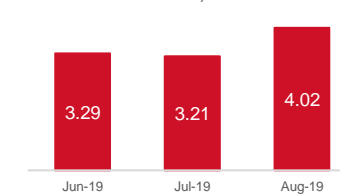
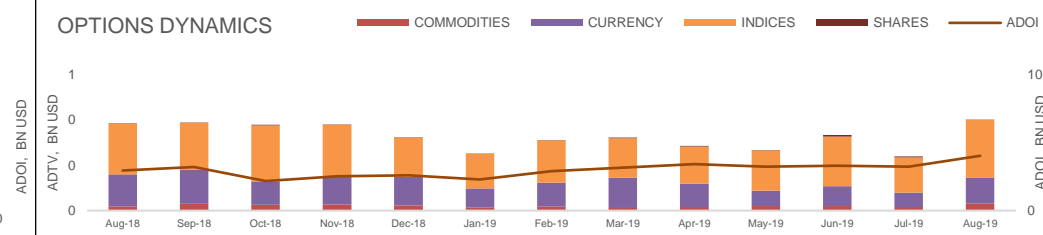
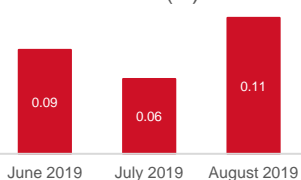
5.77 BN
-5.7 % MOM

ADOI DYNAMICS, BN

FUTURES DYNAMICS

OPTIONS
VOLUME STRUCTURE

ADTV, USD

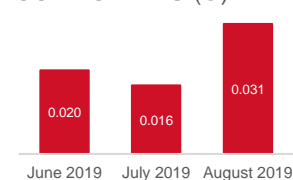
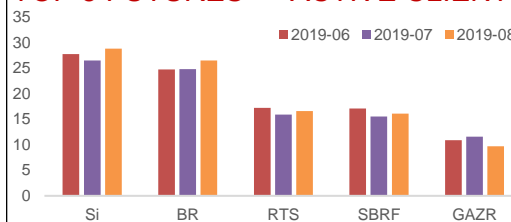
0.4 BN
66.7 % MOM

ADTV DYNAMICS, BN

OI STRUCTURE

ADOI, USD

4.02 BN
25.2 % MOM

ADOI DYNAMICS, BN

OPTIONS DYNAMICS

TOP GROWING SECTORS — ADTV, BN USD
CURRENCY (O)

CURRENCY (O)

81.3 % MOM
89.9 % MOM

COMMODITIES (O)

TOP 5 FUTURES — ACTIVE CLIENTS, TH

***Abbreviations:**

ADTV - Average Daily Trading Volume;
ADOI - Average Daily Open Interest;
MOM - Month-on-Month; FX - Foreign Exchange; IR - Interest Rate; BN - Billion; TH - Thousand

derivatives@moex.com

Copyright © Moscow Exchange, 2011 - 2019