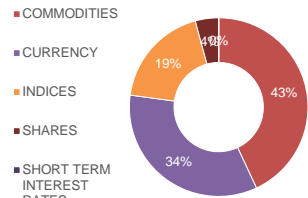
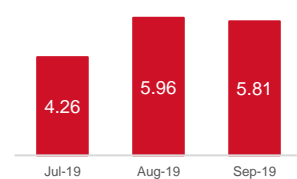
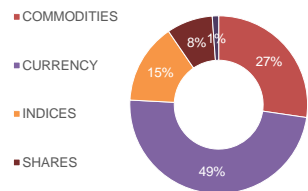
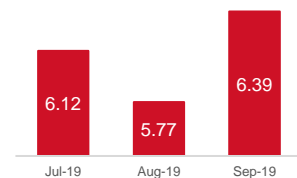
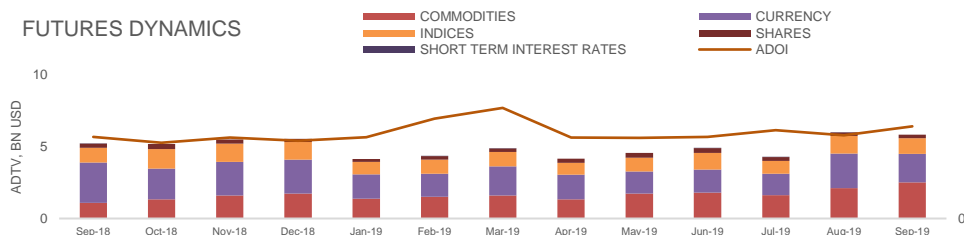
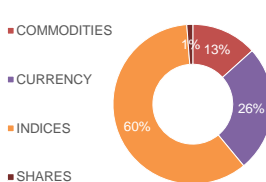


FUTURES
VOLUME STRUCTURE

ADTV*, USD
5.81 BN

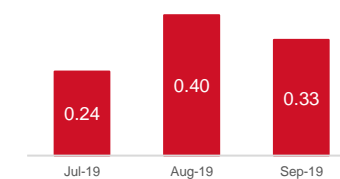
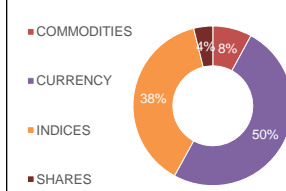
-2.5 % MOM

ADTV DYNAMICS, BN

OI STRUCTURE

ADOI, USD
6.39 BN

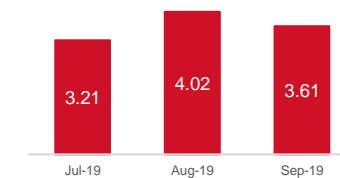
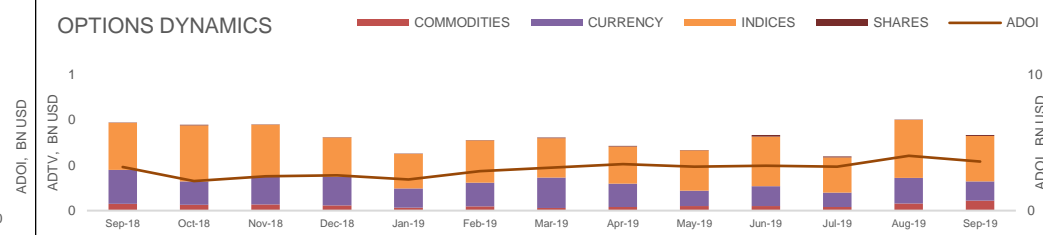
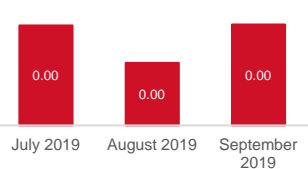
10.7 % MOM

ADOI DYNAMICS, BN

FUTURES DYNAMICS

OPTIONS
VOLUME STRUCTURE

ADTV, USD
0.33 BN

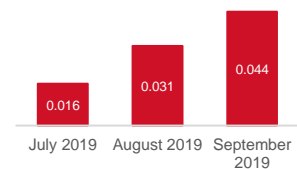
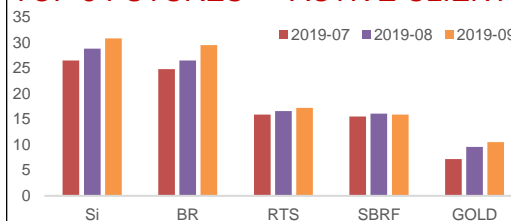
-17.5 % MOM

ADTV DYNAMICS, BN

OI STRUCTURE

ADOI, USD
3.61 BN

-10.2 % MOM

ADOI DYNAMICS, BN

OPTIONS DYNAMICS

TOP GROWING SECTORS — ADTV, BN USD
SHARES (O)

SHARES (O)
61.7 % MOM

COMMODITIES (O)
42.8 % MOM

COMMODITIES (O)

TOP 5 FUTURES — ACTIVE CLIENTS, TH

***Abbreviations:**

ADTV - Average Daily Trading Volume;
ADOI - Average Daily Open Interest;
MOM - Month-on-Month; FX - Foreign Exchange; IR - Interest Rate; BN - Billion; TH - Thousand

derivatives@moex.com

Copyright © Moscow Exchange, 2011 - 2019