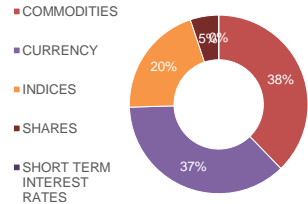


FUTURES

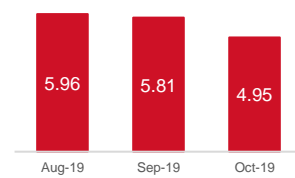
VOLUME STRUCTURE



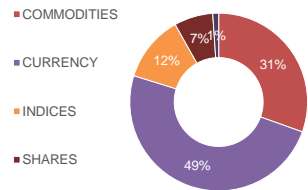
ADTV*, USD

4.95 BN
-14.8 % MOM

ADTV DYNAMICS, BN



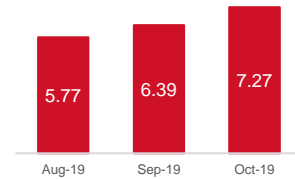
OI STRUCTURE



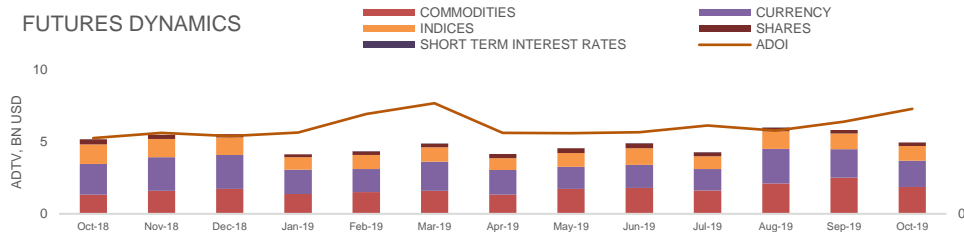
ADOI, USD

7.27 BN
13.8 % MOM

ADOI DYNAMICS, BN

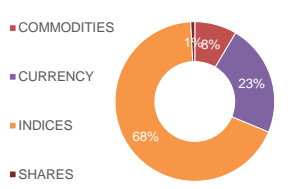


FUTURES DYNAMICS



OPTIONS

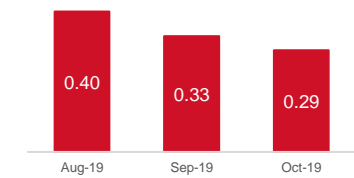
VOLUME STRUCTURE



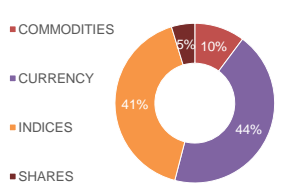
ADTV, USD

0.29 BN
-12.1 % MOM

ADTV DYNAMICS, BN



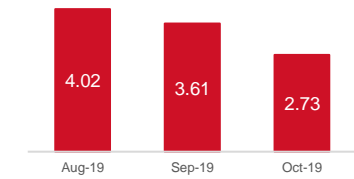
OI STRUCTURE



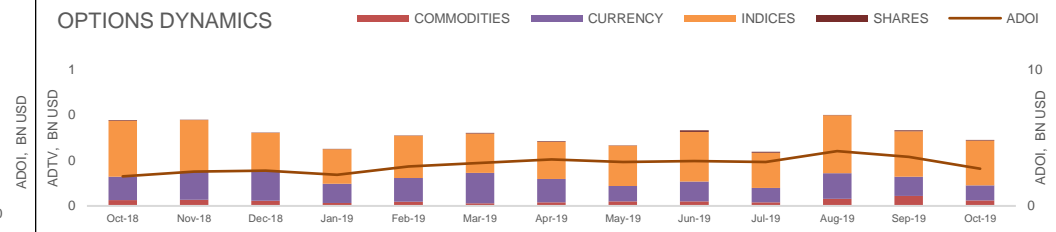
ADOI, USD

2.73 BN
-24.4 % MOM

ADOI DYNAMICS, BN

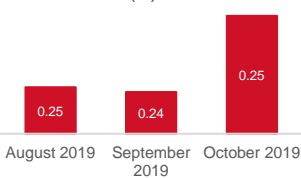


OPTIONS DYNAMICS



TOP GROWING SECTORS — ADTV, BN USD

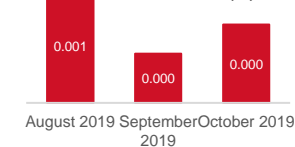
SHARES (F)



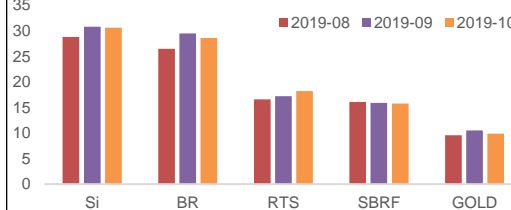
SHARES (F)

3.7 % MOM
59.1 % MOM

SHORT TERM INTEREST RATES (F)



TOP 5 FUTURES — ACTIVE CLIENTS, TH



***Abbreviations:**

ADTV - Average Daily Trading Volume;
ADOI - Average Daily Open Interest;
MOM - Month-on-Month; FX - Foreign Exchange; IR - Interest Rate; BN - Billion; TH - Thousand

derivatives@moex.com

Copyright © Moscow Exchange, 2011 - 2019