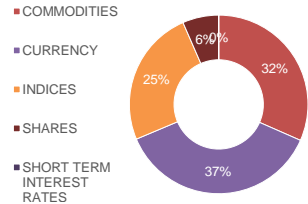


FUTURES

VOLUME STRUCTURE

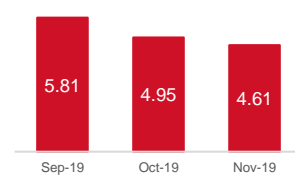


ADTV*, USD

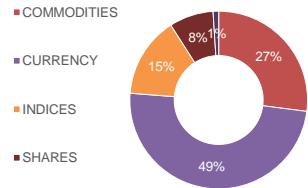
4.61 BN

-6.9 % MOM

ADTV DYNAMICS, BN



OI STRUCTURE

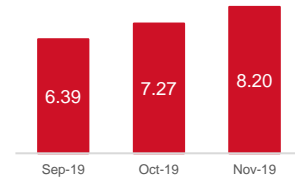


ADOI, USD

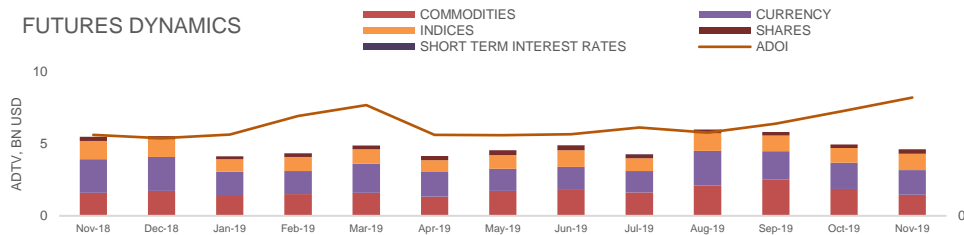
8.2 BN

12.8 % MOM

ADOI DYNAMICS, BN

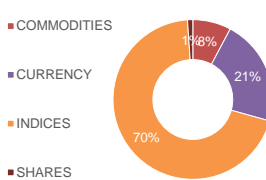


FUTURES DYNAMICS



OPTIONS

VOLUME STRUCTURE

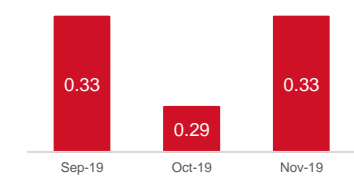


ADTV, USD

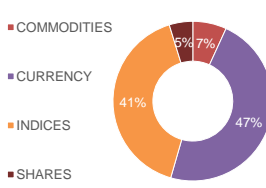
0.33 BN

13.8 % MOM

ADTV DYNAMICS, BN



OI STRUCTURE

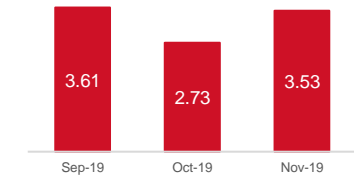


ADOI, USD

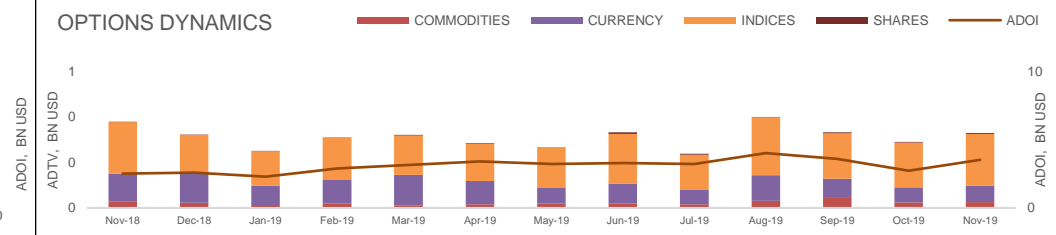
3.53 BN

29.3 % MOM

ADOI DYNAMICS, BN

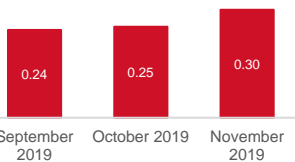


OPTIONS DYNAMICS



TOP GROWING SECTORS — ADTV, BN USD

SHARES (F)



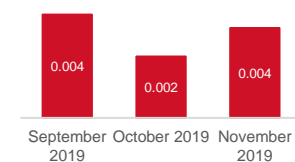
SHARES (F)

18.6 % MOM

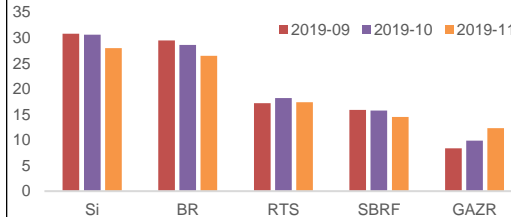
SHARES (O)

46.3 % MOM

SHARES (O)



TOP 5 FUTURES — ACTIVE CLIENTS, TH



***Abbreviations:**

ADTV - Average Daily Trading Volume;
ADOI - Average Daily Open Interest;
MOM - Month-on-Month; FX - Foreign Exchange; IR - Interest Rate; BN - Billion; TH - Thousand

derivatives@moex.com

Copyright © Moscow Exchange, 2011 - 2019