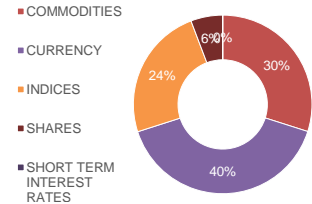
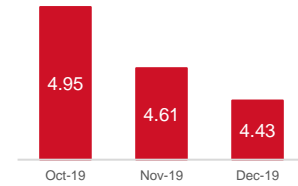
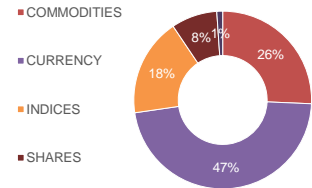
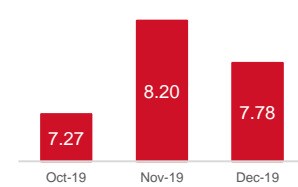
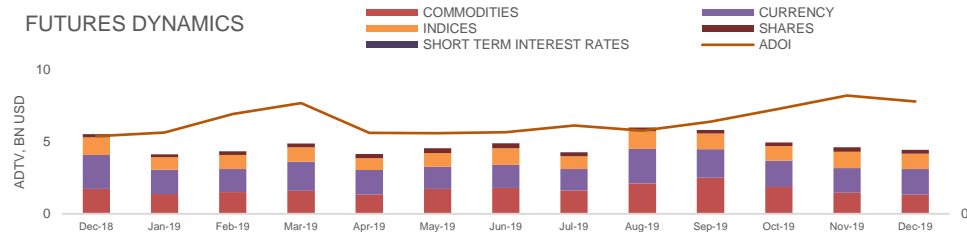
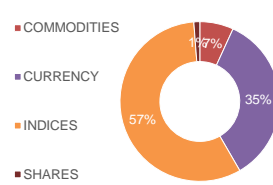


FUTURES
VOLUME STRUCTURE

ADTV*, USD
4.43 BN

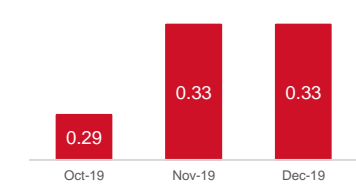
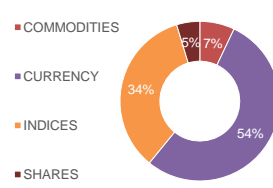
-3.9 % MOM

ADTV DYNAMICS, BN

OI STRUCTURE

ADOI, USD
7.78 BN

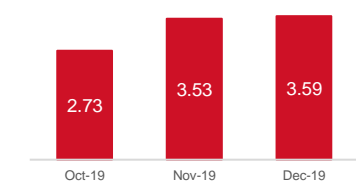
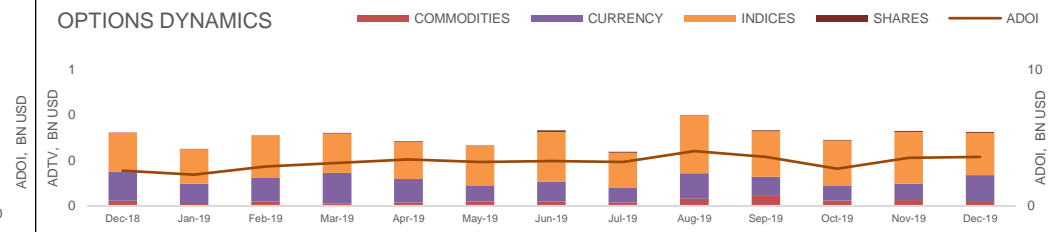
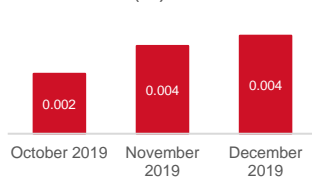
-5.1 % MOM

ADOI DYNAMICS, BN

FUTURES DYNAMICS

OPTIONS
VOLUME STRUCTURE

ADTV, USD
0.33 BN

0.0 % MOM

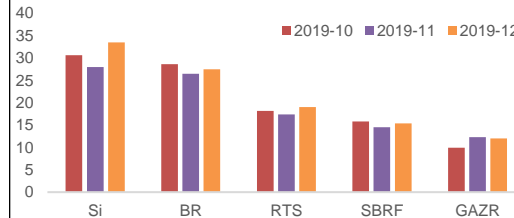
ADTV DYNAMICS, BN

OI STRUCTURE

ADOI, USD
3.59 BN

1.7 % MOM

ADOI DYNAMICS, BN

OPTIONS DYNAMICS

TOP GROWING SECTORS — ADTV, BN USD
SHARES (O)

SHARES (O)
11.8 % MOM

CURRENCY (O)
59.3 % MOM

CURRENCY (O)

TOP 5 FUTURES — ACTIVE CLIENTS, TH

***Abbreviations:**

ADTV - Average Daily Trading Volume;
ADOI - Average Daily Open Interest;
MOM - Month-on-Month; FX - Foreign Exchange; IR - Interest Rate; BN - Billion; TH - Thousand

derivatives@moex.com

Copyright © Moscow Exchange, 2011 - 2019