

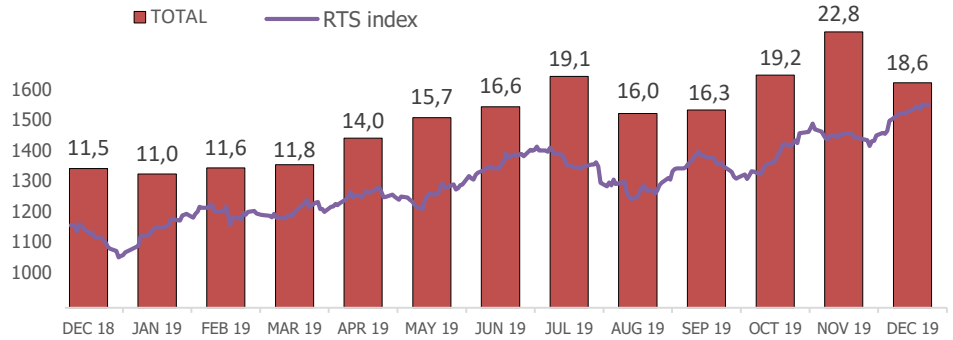


RTSI as of December 30

1 548,92

▲ 44,9 % YTD

Total trading volume dynamics, \$ bln



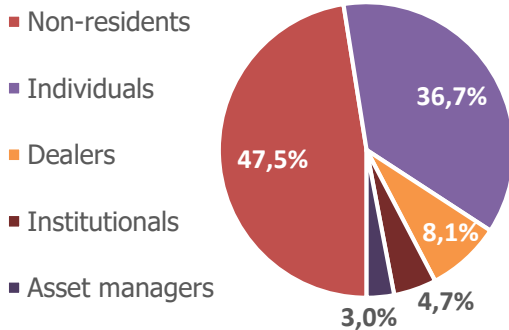
TOP performance MOEXBC (blue chips)

Ticker	Free-float ¹ , \$ bln	ADTV, \$ mln	Price YTD, %
SNGS	7,27	21,64	87,76
GAZP	45,01	152,63	67,04
GMKN	18,52	40,72	46,50
YNDX	12,21	13,44	39,74
SBER	42,55	168,92	36,74

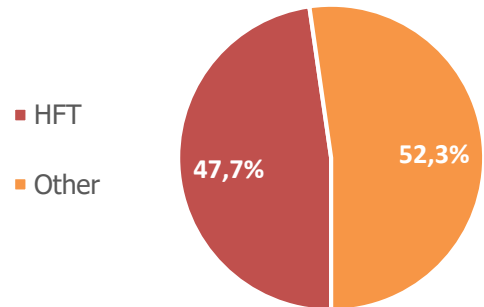
TOP performance MCXSM (small caps)

Ticker	Free-float ¹ , \$ bln	ADTV, \$ mln	Price YTD, %
AFKS	0,78	3,84	90,47
MSRS	0,09	0,10	80,53
RSTI	0,49	3,80	78,45
OGKB	0,23	0,99	77,77
TGKA	0,15	0,52	61,28

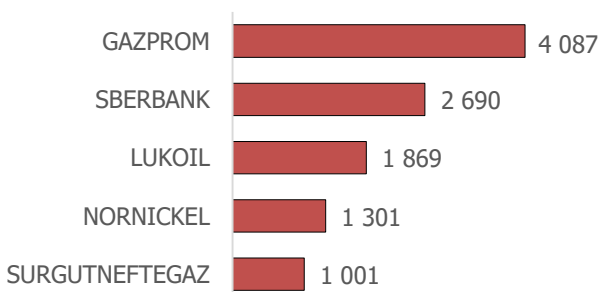
Main mode turnover by client group



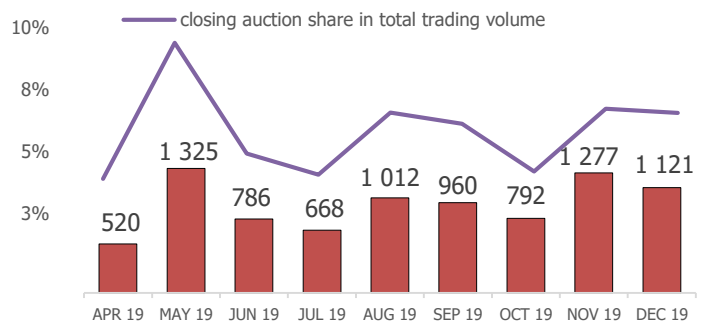
Share of HFT² in main mode turnover



TOP-5 liquid stocks, \$ mln



Closing auction trading volume dynamics, \$ mln



¹ Based on free-float calculation methodology, approved by Moscow exchange

² Number of orders per trading session: HFT – more than 10 000

All data for December is converted to US dollars as at weighted average rate for December
Total trading volume is converted to US dollar as at the last day rate for the relevant month
ADTV – average daily trading volume for 12M 2019.

Price YTD is in RUB prices

Subscribe



- This presentation has been prepared and issued by Public Joint Stock Company "Moscow Exchange MICEX-RTS" (the "Company"). Unless otherwise stated, the Company is the source for all data and information contained in this document. All data and information, whether from the Company or a third party, is provided "AS IS" and on an "AS AVAILABLE" basis and may not be accurate or up to date. The Company accepts no responsibility for the accuracy, timeliness, completeness, performance or fitness for a particular purpose of the data and information. None of the Company, or any of its subsidiaries or affiliates or any of such person's directors, officers or employees, advisers or other representatives, accepts any liability whatsoever (whether in negligence or otherwise) arising, directly or indirectly, from the use of this document or otherwise arising in connection therewith.
- This presentation does not constitute an advertisement or a public offer of securities in any jurisdiction. This document does not constitute or form part of, and should not be construed as, an offer or invitation for the sale or subscription of, or a solicitation of any offer to buy or subscribe for, any securities, nor shall it or any part of it or the fact of its distribution form the basis of, or be relied on in connection with, any offer, contract, commitment or investment decision relating thereto, nor does it constitute a recommendation regarding the securities of the Company.
- Data and Information in this presentation is not offered as advice on any particular matter and must not be treated as a substitute for specific advice. In particular, the data and information does not constitute professional, financial, trading or investment advice and must not be used as a basis for making investment decisions and is in no way intended, directly or indirectly, as an attempt to market or sell any type of financial instrument. Advice from a suitably qualified professional should always be sought in relation to any particular matter or circumstances.
- This presentation includes forward-looking statements. All statements other than statements of historical fact included in this presentation, including, without limitation, those regarding our financial position, business strategy, management plans and objectives for future operations are forward-looking statements. These forward-looking statements involve known and unknown risks, uncertainties and other factors, which may cause our actual results, performance, achievements or industry results to be materially different from those expressed or implied by these forward-looking statements. These forward-looking statements are based on numerous assumptions regarding our present and future business strategies and the environment in which we expect to operate in the future. Important factors that can cause our actual results, performance, achievements or industry results to differ materially from those in the forward-looking statements include, among other factors:
 - perception of market services offered by the Company and its subsidiaries
 - volatility (a) of the Russian economy and the securities market and (b) sectors with a high level of competition that the Company and its subsidiaries operate;
 - changes in (a) domestic and international legislation and tax regulation and (b) state policies related to financial markets and securities markets;
 - competition increase from new players on the Russian market;
 - the ability to keep pace with rapid changes in science and technology environment, including the ability to use advanced features that are popular with the Company's and its subsidiaries' customers;
 - the ability to maintain continuity of the process of introduction of new competitive products and services, while keeping the competitiveness;
 - the ability to attract new customers on the domestic market and in foreign jurisdictions;
 - the ability to increase the offer of products in foreign jurisdictions.
- Forward-looking statements speak only as of the date of this presentation and we expressly disclaim any obligation or undertaking to release any update of, or revisions to, any forward-looking statements in this presentation as a result of any change in our expectations or any change in events, conditions or circumstances on which these forward-looking statements are based.