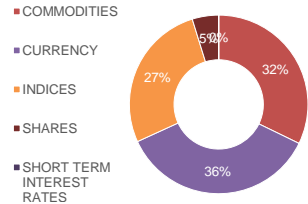


FUTURES

VOLUME STRUCTURE

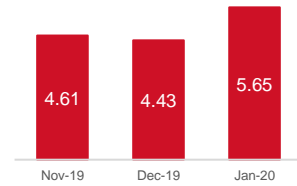


ADTV*, USD

5.65 BN

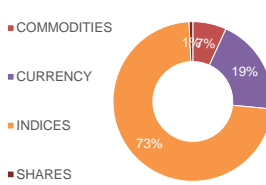
27.5 % MOM

ADTV DYNAMICS, BN



OPTIONS

VOLUME STRUCTURE

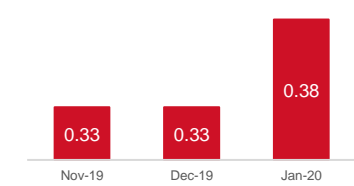


ADTV, USD

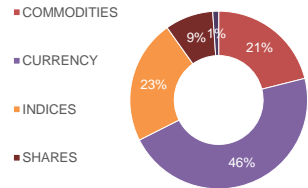
0.38 BN

15.2 % MOM

ADTV DYNAMICS, BN



OI STRUCTURE

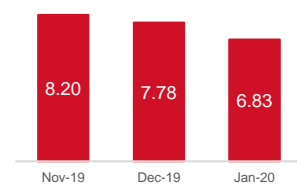


ADOI, USD

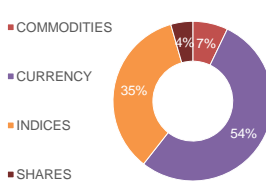
6.83 BN

-12.2 % MOM

ADOI DYNAMICS, BN



OI STRUCTURE

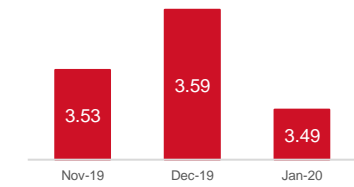


ADOI, USD

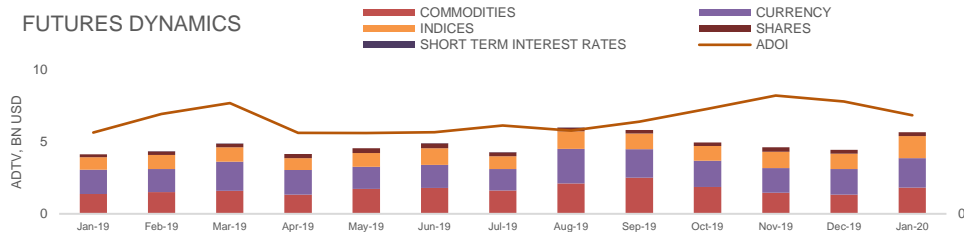
3.49 BN

-2.8 % MOM

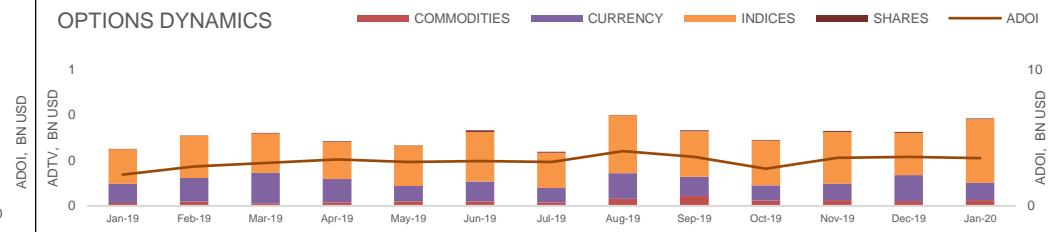
ADOI DYNAMICS, BN



FUTURES DYNAMICS

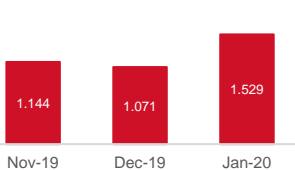


OPTIONS DYNAMICS



TOP GROWING SECTORS — ADTV, BN USD

INDICES (F)



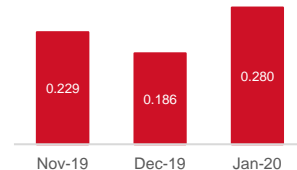
INDICES (F)

42.7 % MOM

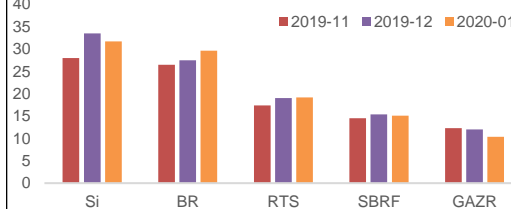
INDICES (O)

50.3 % MOM

INDICES (O)



TOP 5 FUTURES — ACTIVE CLIENTS, TH



***Abbreviations:**

ADTV - Average Daily Trading Volume;
ADOI - Average Daily Open Interest;
MOM - Month-on-Month; FX - Foreign Exchange; IR - Interest Rate; BN - Billion; TH - Thousand

derivatives@moex.com