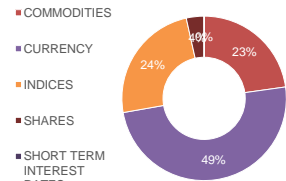


FUTURES

VOLUME STRUCTURE

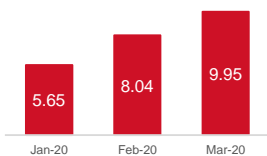


ADTV*, USD

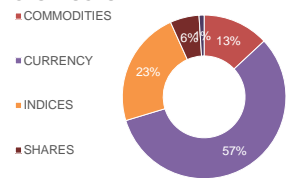
9.95 BN

23.8 % MOM

ADTV DYNAMICS, BN



OI STRUCTURE

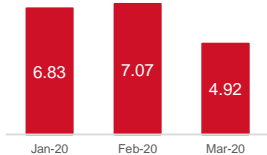


ADOI, USD

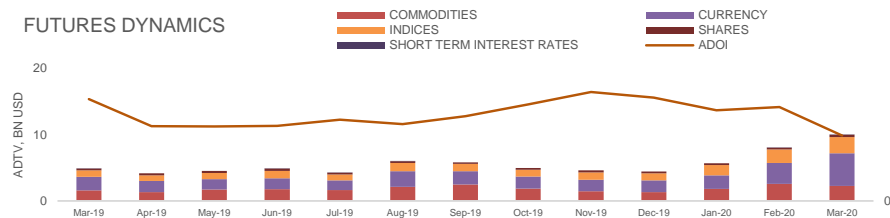
4.92 BN

-30.4 % MOM

ADOI DYNAMICS, BN

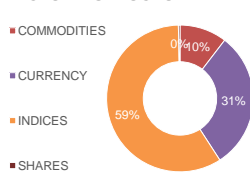


FUTURES DYNAMICS



OPTIONS

VOLUME STRUCTURE

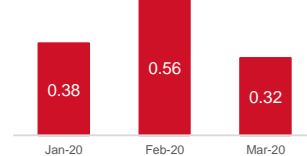


ADTV, USD

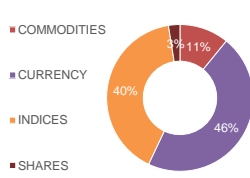
0.32 BN

-42.9 % MOM

ADTV DYNAMICS, BN



OI STRUCTURE

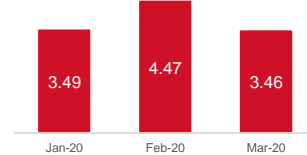


ADOI, USD

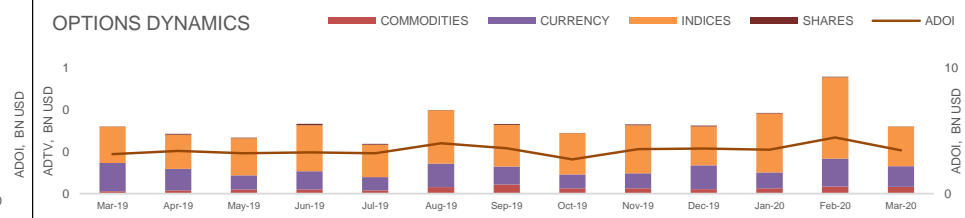
3.46 BN

-22.6 % MOM

ADOI DYNAMICS, BN



OPTIONS DYNAMICS



TOP GROWING SECTORS — ADTV, BN USD

CURRENCY (F)

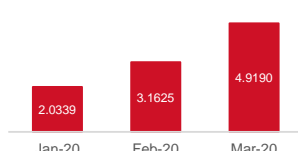
CURRENCY (F)

55.5 % MOM

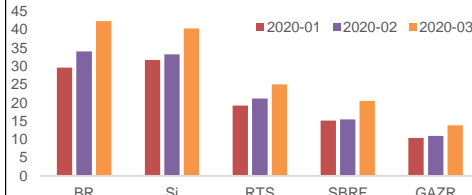
INDICES (F)

20.2 % MOM

INDICES (F)



TOP 5 FUTURES — ACTIVE CLIENTS, TH



***Abbreviations:**

ADTV - Average Daily Trading Volume;
 ADOI - Average Daily Open Interest;
 MOM - Month-on-Month; FX - Foreign Exchange; IR - Interest Rate; BN - Billion; TH - Thousand
derivatives@moex.com