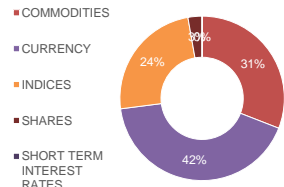


FUTURES

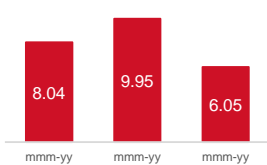
VOLUME STRUCTURE



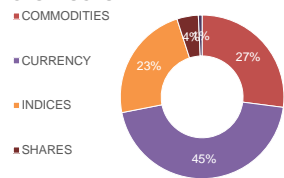
ADTV*, USD

6.05 BN
-39.2 % MOM

ADTV DYNAMICS, BN



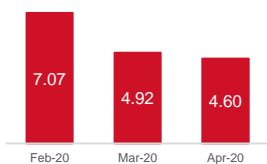
OI STRUCTURE



ADOI, USD

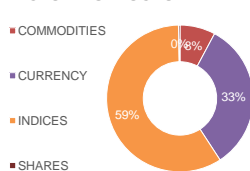
4.6 BN
-6.5 % MOM

ADOI DYNAMICS, BN



OPTIONS

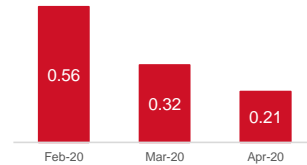
VOLUME STRUCTURE



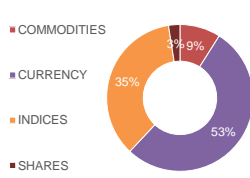
ADTV, USD

0.21 BN
-34.4 % MOM

ADTV DYNAMICS, BN



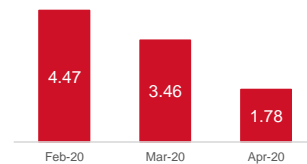
OI STRUCTURE



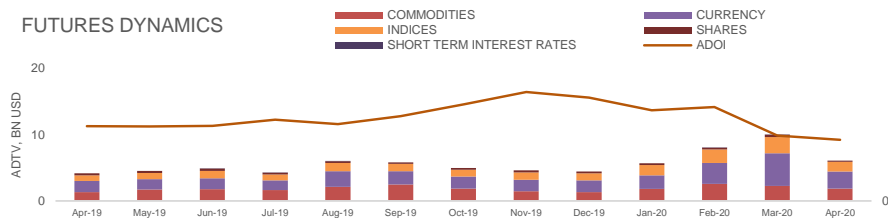
ADOI, USD

1.78 BN
-48.6 % MOM

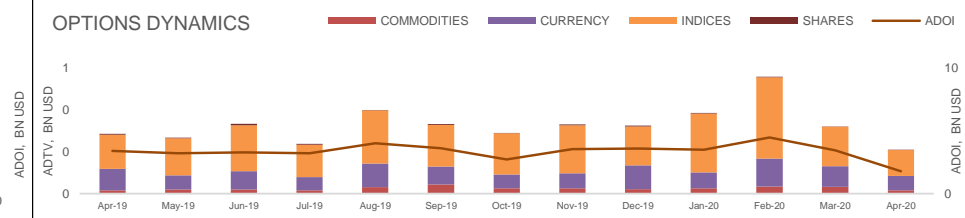
ADOI DYNAMICS, BN



FUTURES DYNAMICS

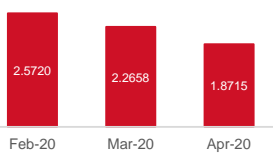


OPTIONS DYNAMICS



TOP GROWING SECTORS — ADTV, BN USD

COMMODITIES (F)



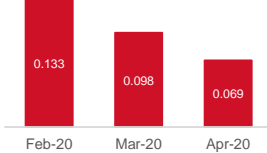
COMMODITIES (F)

-17.4 % MOM

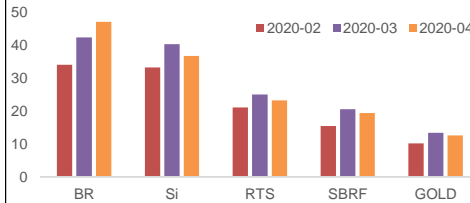
CURRENCY (O)

-29.4 % MOM

CURRENCY (O)



TOP 5 FUTURES — ACTIVE CLIENTS, TH



***Abbreviations:**

ADTV - Average Daily Trading Volume;
ADOI - Average Daily Open Interest;
MOM - Month-on-Month; FX - Foreign Exchange; IR - Interest Rate; BN - Billion; TH - Thousand
derivatives@moex.com