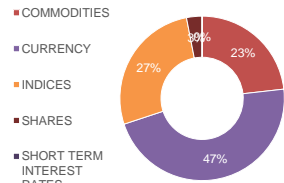


FUTURES

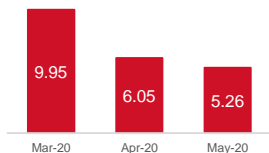
VOLUME STRUCTURE



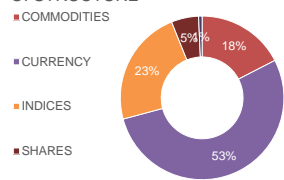
ADTV*, USD

5.26 BN
-13.1 % MOM

ADTV DYNAMICS, BN



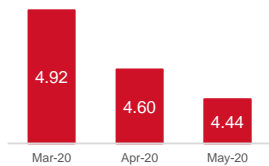
OI STRUCTURE



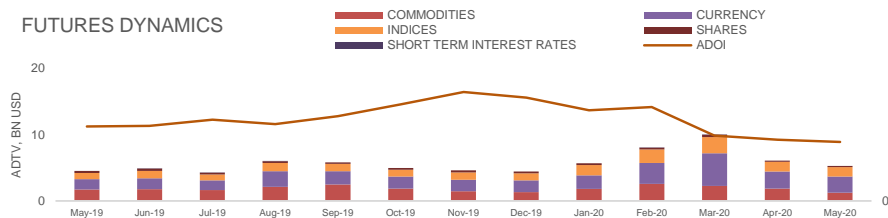
ADOI, USD

4.44 BN
-3.5 % MOM

ADOI DYNAMICS, BN

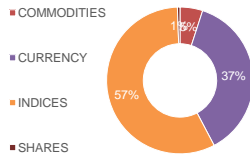


FUTURES DYNAMICS



OPTIONS

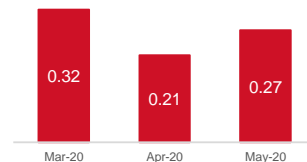
VOLUME STRUCTURE



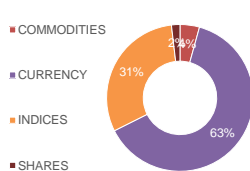
ADTV, USD

0.27 BN
28.6 % MOM

ADTV DYNAMICS, BN



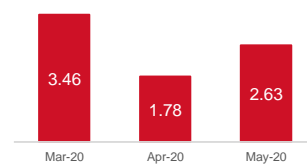
OI STRUCTURE



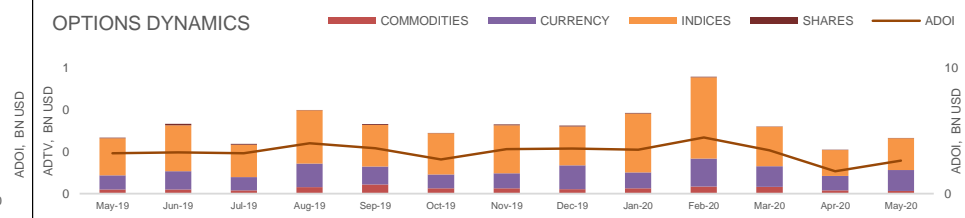
ADOI, USD

2.63 BN
47.8 % MOM

ADOI DYNAMICS, BN

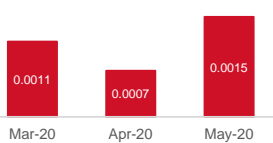


OPTIONS DYNAMICS



TOP GROWING SECTORS — ADTV, BN USD

SHARES (O)



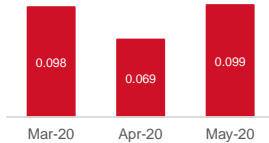
SHARES (O)

116.9 % MOM

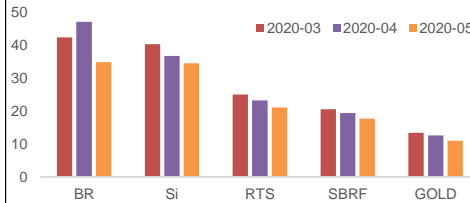
CURRENCY (O)

44.1 % MOM

CURRENCY (O)



TOP 5 FUTURES — ACTIVE CLIENTS, TH



***Abbreviations:**

ADTV - Average Daily Trading Volume;
ADOI - Average Daily Open Interest;
MOM - Month-on-Month; FX - Foreign Exchange; IR - Interest Rate; BN - Billion; TH - Thousand
derivatives@moex.com