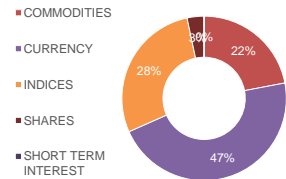
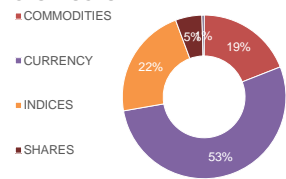


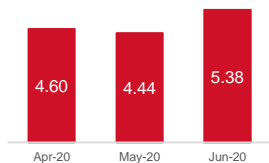
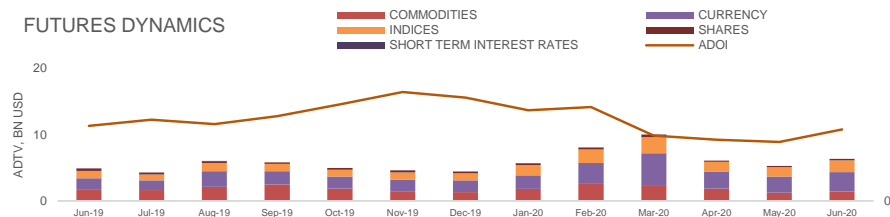
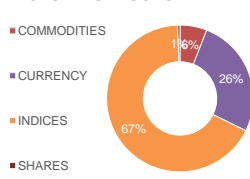
FUTURES
VOLUME STRUCTURE

ADTV*, USD
6.34 BN

20.5 % MOM

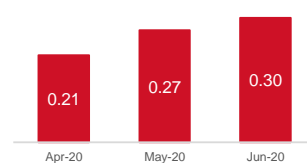
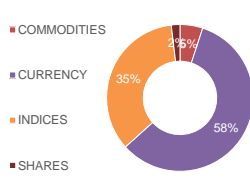
ADTV DYNAMICS, BN

OI STRUCTURE

ADOI, USD
5.38 BN

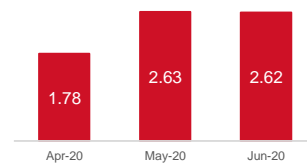
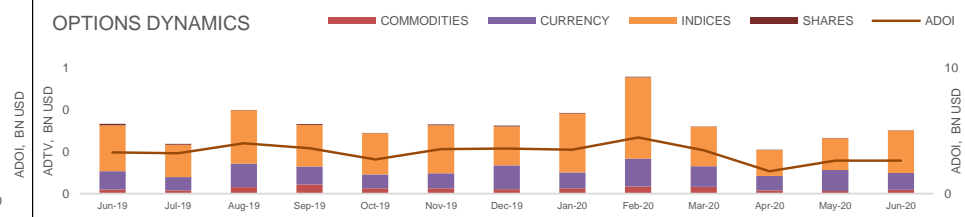
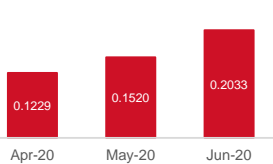
21.2 % MOM

ADOI DYNAMICS, BN

FUTURES DYNAMICS

OPTIONS
VOLUME STRUCTURE

ADTV, USD
0.3 BN

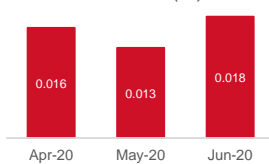
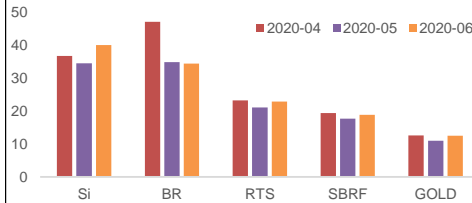
11.1 % MOM

ADTV DYNAMICS, BN

OI STRUCTURE

ADOI, USD
2.62 BN

-0.4 % MOM

ADOI DYNAMICS, BN

OPTIONS DYNAMICS

TOP GROWING SECTORS — ADTV, BN USD
INDICES (O)

INDICES (O)
33.7 % MOM

COMMODITIES (O)
34.8 % MOM

COMMODITIES (O)

TOP 5 FUTURES — ACTIVE CLIENTS, TH

***Abbreviations:**

ADTV - Average Daily Trading Volume;
 ADOI - Average Daily Open Interest;
 MOM - Month-on-Month; FX - Foreign Exchange; IR - Interest Rate; BN - Billion; TH - Thousand
derivatives@moex.com