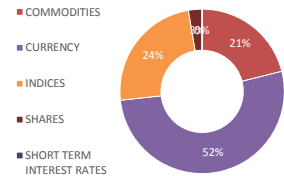


**FUTURES**

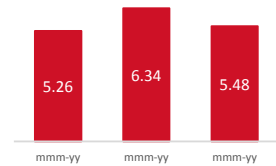
VOLUME STRUCTURE



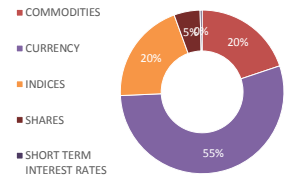
ADTV\*, USD

**5.48** BN  
**-13.6** % MOM

ADTV DYNAMICS, BN



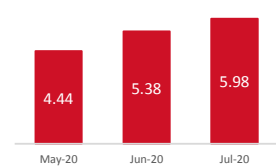
OI STRUCTURE



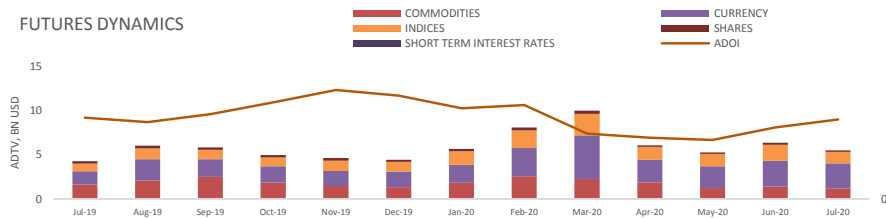
ADOI, USD

**5.98** BN  
**11.2** % MOM

ADOI DYNAMICS, BN

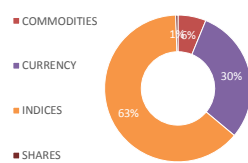


FUTURES DYNAMICS



**OPTIONS**

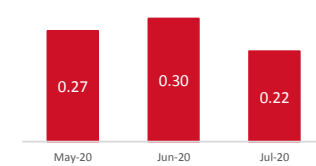
VOLUME STRUCTURE



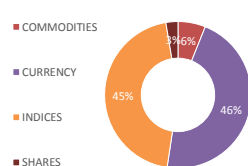
ADTV, USD

**0.22** BN  
**-26.7** % MOM

ADTV DYNAMICS, BN



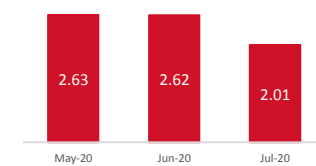
OI STRUCTURE



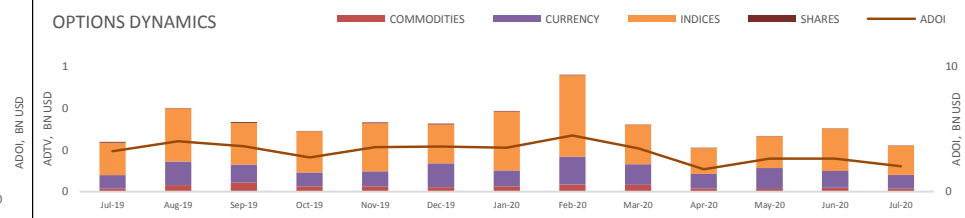
ADOI, USD

**2.01** BN  
**-23.3** % MOM

ADOI DYNAMICS, BN

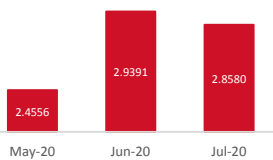


OPTIONS DYNAMICS



**TOP GROWING SECTORS — ADTV, BN USD**

CURRENCY (F)



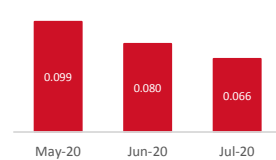
CURRENCY (F)

**-2.8** % MOM

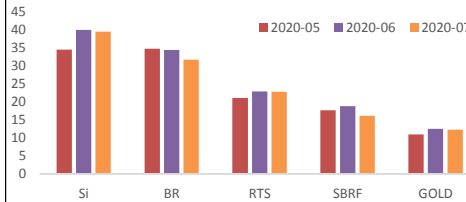
CURRENCY (O)

**-17.2** % MOM

CURRENCY (O)



**TOP 5 FUTURES — ACTIVE CLIENTS, TH**



**\*Abbreviations:**

ADTV - Average Daily Trading Volume;  
ADOI - Average Daily Open Interest;  
MOM - Month-on-Month; FX - Foreign Exchange; IR - Interest Rate; BN - Billion; TH - Thousand  
[derivatives@moex.com](mailto:derivatives@moex.com)