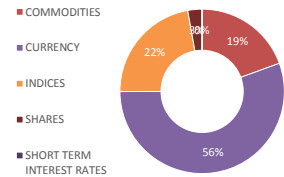


FUTURES

VOLUME STRUCTURE

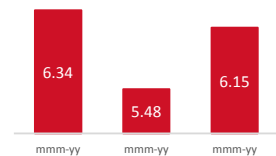


ADTV*, USD

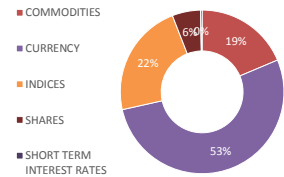
6.15 BN

12.2 % MOM

ADTV DYNAMICS, BN



OI STRUCTURE

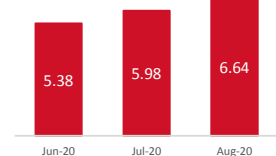


ADOI, USD

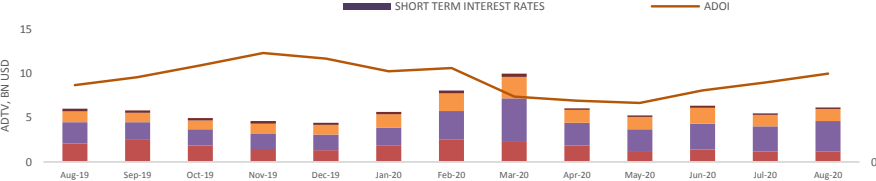
6.64 BN

11.0 % MOM

ADOI DYNAMICS, BN

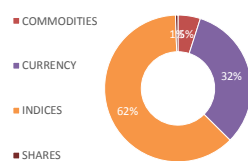


FUTURES DYNAMICS



OPTIONS

VOLUME STRUCTURE

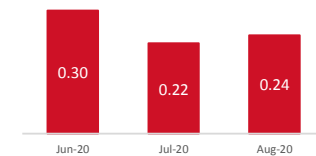


ADTV, USD

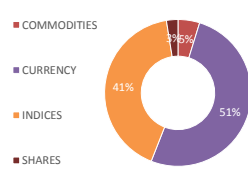
0.24 BN

9.1 % MOM

ADTV DYNAMICS, BN



OI STRUCTURE



ADOI, USD

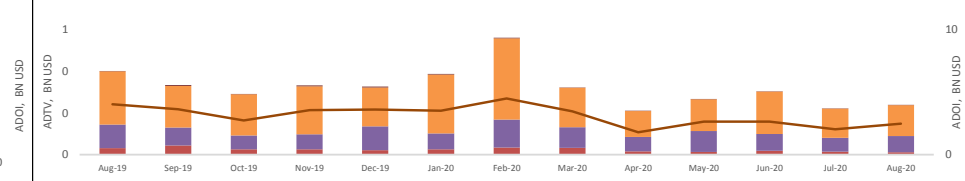
2.45 BN

21.9 % MOM

ADOI DYNAMICS, BN

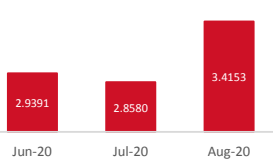


OPTIONS DYNAMICS



TOP GROWING SECTORS — ADTV, BN USD

CURRENCY (F)



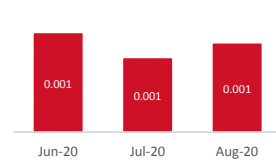
CURRENCY (F)

19.5 % MOM

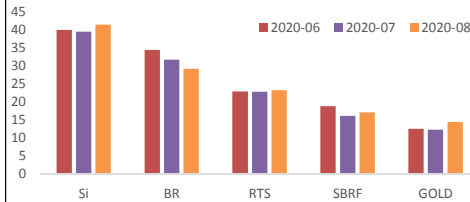
SHARES (O)

20.4 % MOM

SHARES (O)



TOP 5 FUTURES — ACTIVE CLIENTS, TH



***Abbreviations:**

ADTV - Average Daily Trading Volume;
ADOI - Average Daily Open Interest;
MOM - Month-on-Month; FX - Foreign Exchange; IR - Interest Rate; BN - Billion; TH - Thousand
derivatives@moex.com