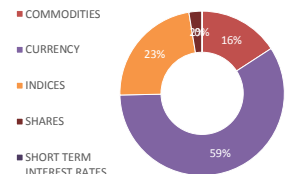


**FUTURES**

VOLUME STRUCTURE

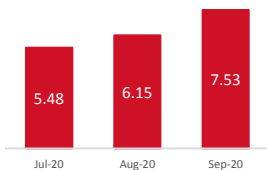


ADTV\*, USD

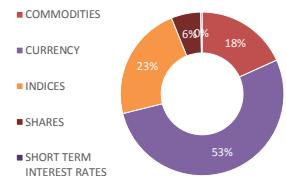
**7.53** BN

**22.4** % MOM

ADTV DYNAMICS, BN



OI STRUCTURE

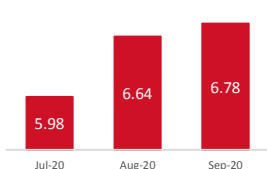


ADOI, USD

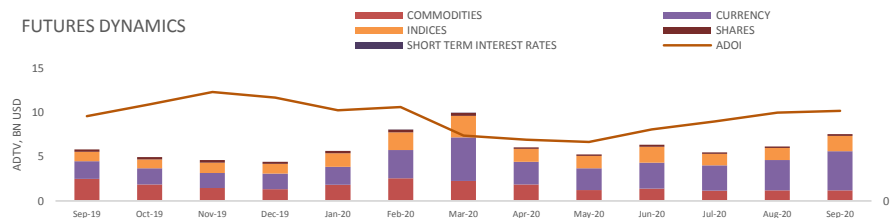
**6.78** BN

**2.1** % MOM

ADOI DYNAMICS, BN

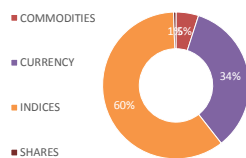


FUTURES DYNAMICS



**OPTIONS**

VOLUME STRUCTURE

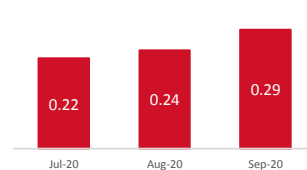


ADTV, USD

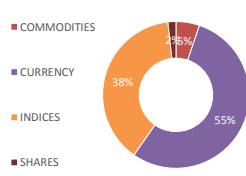
**0.29** BN

**20.8** % MOM

ADTV DYNAMICS, BN



OI STRUCTURE

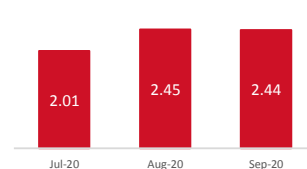


ADOI, USD

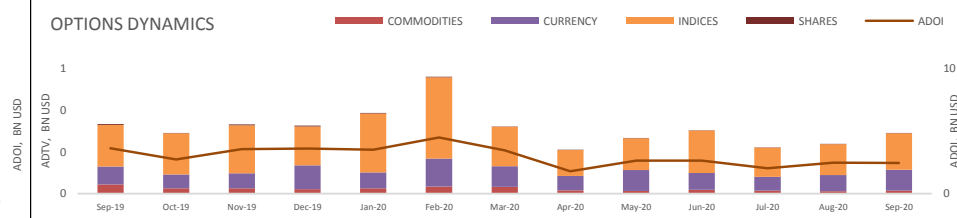
**2.44** BN

**-0.4** % MOM

ADOI DYNAMICS, BN

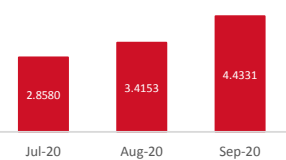


OPTIONS DYNAMICS



**TOP GROWING SECTORS — ADTV, BN USD**

CURRENCY (F)



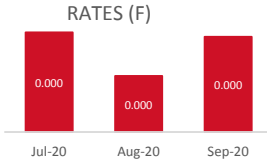
CURRENCY (F)

**29.8** % MOM

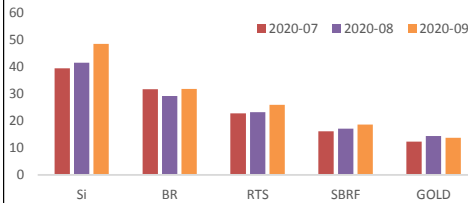
SHORT TERM INTEREST R

**70.0** % MOM

SHORT TERM INTEREST RATES (F)



**TOP 5 FUTURES — ACTIVE CLIENTS, TH**



**\*Abbreviations:**

ADTV - Average Daily Trading Volume;  
ADOI - Average Daily Open Interest;  
MOM - Month-on-Month; FX - Foreign Exchange; IR - Interest Rate; BN - Billion; TH - Thousand  
[derivatives@moex.com](mailto:derivatives@moex.com)