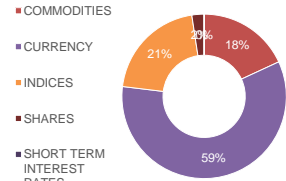


FUTURES

VOLUME STRUCTURE

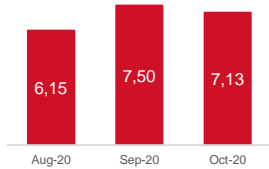


ADTV*, USD

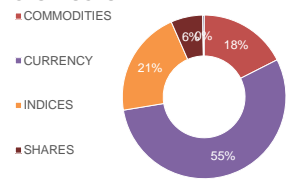
7,13 BN

-4,9 % MOM

ADTV DYNAMICS, BN



OI STRUCTURE

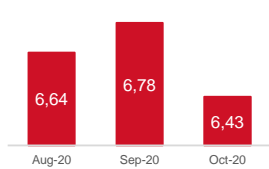


ADOI, USD

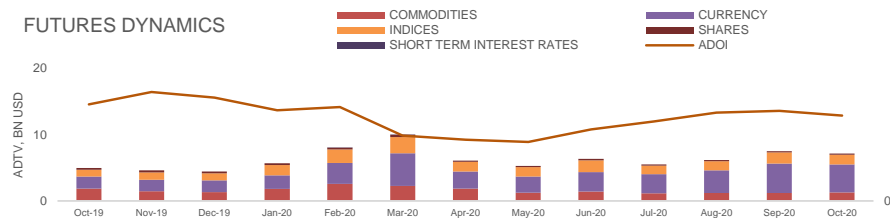
6,43 BN

-5,2 % MOM

ADOI DYNAMICS, BN

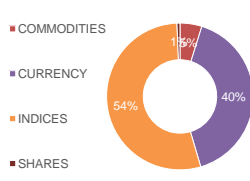


FUTURES DYNAMICS



OPTIONS

VOLUME STRUCTURE

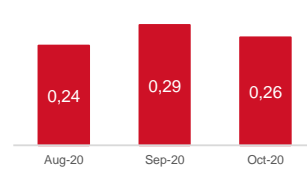


ADTV, USD

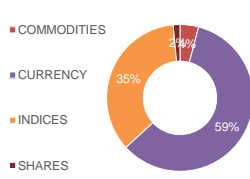
0,26 BN

-10,3 % MOM

ADTV DYNAMICS, BN



OI STRUCTURE

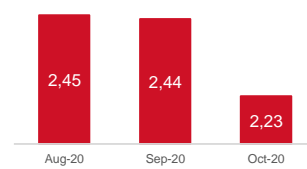


ADOI, USD

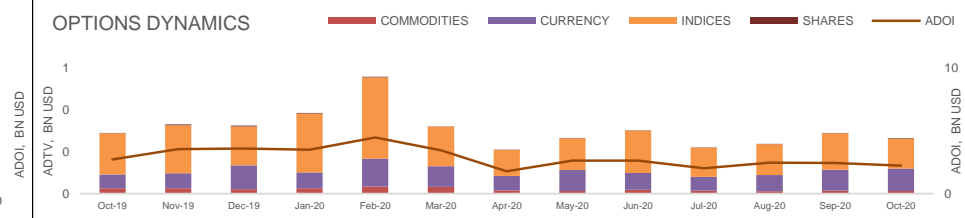
2,23 BN

-8,6 % MOM

ADOI DYNAMICS, BN

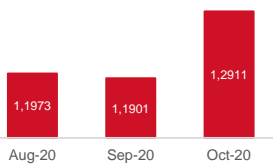


OPTIONS DYNAMICS



TOP GROWING SECTORS — ADTV, BN USD

COMMODITIES (F)



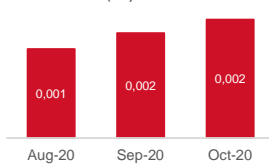
COMMODITIES (F)

8.5 % MOM

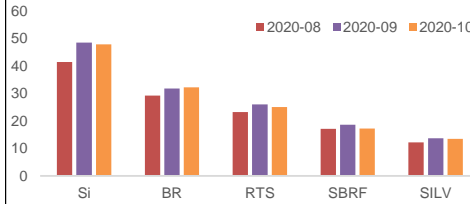
SHARES (O)

12.9 % MOM

SHARES (O)



TOP 5 FUTURES — ACTIVE CLIENTS, TH



***Abbreviations:**

ADTV - Average Daily Trading Volume;
ADOI - Average Daily Open Interest;
MOM - Month-on-Month; FX - Foreign Exchange; IR - Interest Rate; BN - Billion; TH - Thousand
derivatives@moex.com