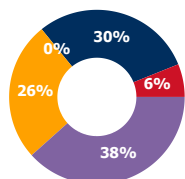


FUTURES

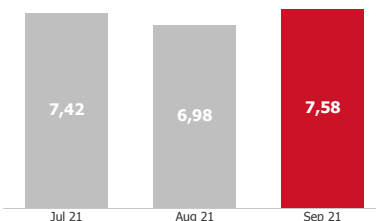
VOLUME STRUCTURE



ADTV*, USD

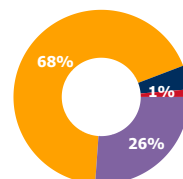
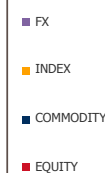
7,58 BN
8,5% MOM

ADTV DYNAMICS, BN



OPTIONS

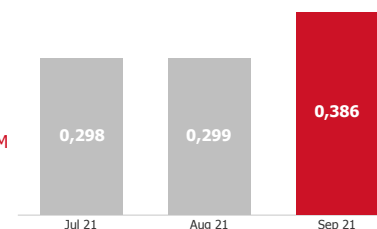
VOLUME STRUCTURE



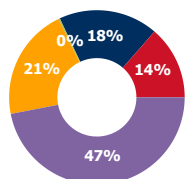
ADTV, USD

0,386 BN
29,2% MOM

ADTV DYNAMICS, BN



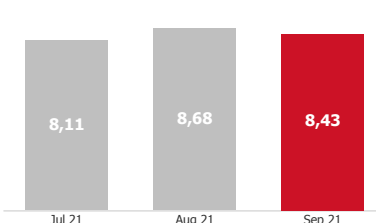
OI STRUCTURE



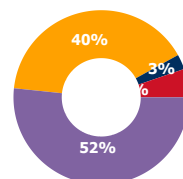
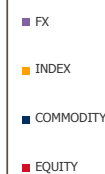
ADOI, USD

8,43 BN
-2,8% MOM

ADOI DYNAMICS, BN



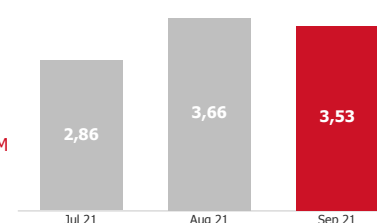
OI STRUCTURE



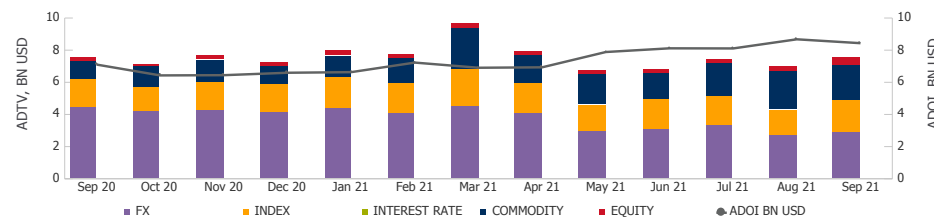
ADOI, USD

3,53 BN
-3,8% MOM

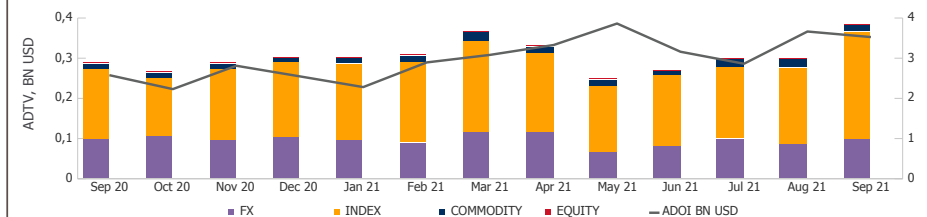
ADOI DYNAMICS, BN



FUTURES DYNAMICS

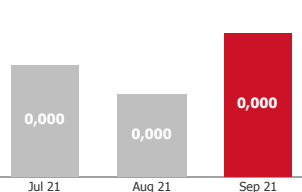


OPTIONS DYNAMICS



TOP GROWING SECTORS — ADTV, BN USD

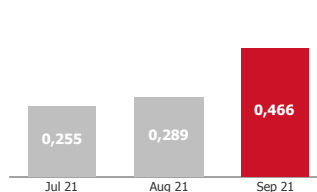
INTEREST RATE (F)



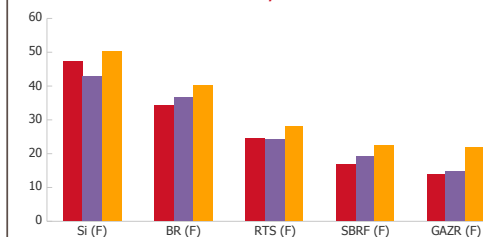
73,8% MOM

60,9% MOM

EQUITY (F)



TOP 5 UA — ACTIVE CLIENTS, TH.



***Abbreviations:**

ADTV - Average Daily Trading Volume;
ADOI - Average Daily Open Interest;
MOM - Month-on-Month;
UA - Underlying asset;
BN - Billion;
TH - Thousand