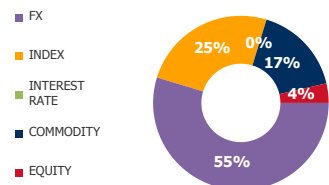


FUTURES

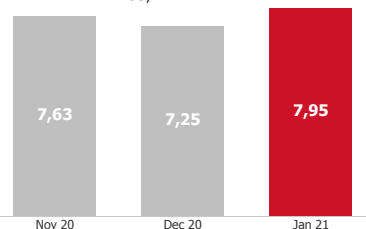
VOLUME STRUCTURE



ADTV*, USD

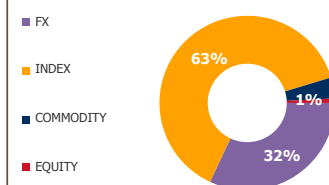
7,95 BN
9,6% MOM

ADTV DYNAMICS, BN



OPTIONS

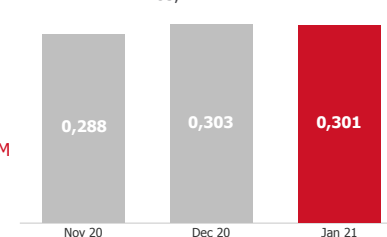
VOLUME STRUCTURE



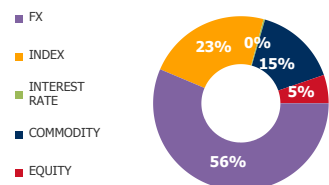
ADTV, USD

0,301 BN
-0,7% MOM

ADTV DYNAMICS, BN



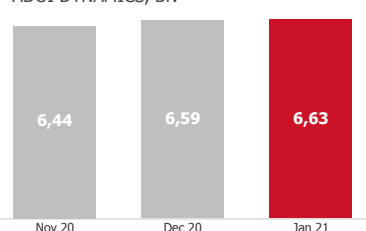
OI STRUCTURE



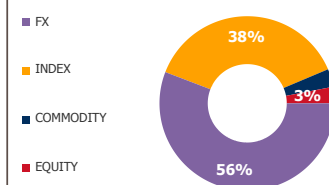
ADOI, USD

6,63 BN
0,6% MOM

ADOI DYNAMICS, BN



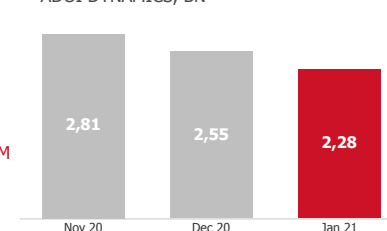
OI STRUCTURE



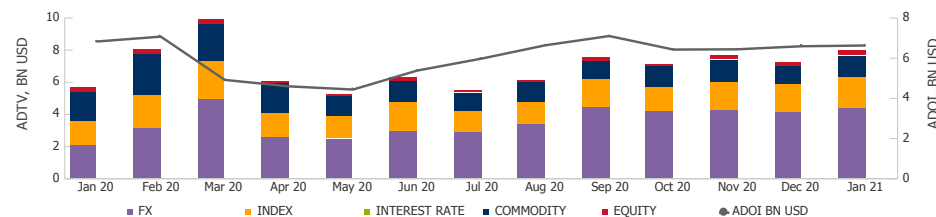
ADOI, USD

2,28 BN
-10,5% MOM

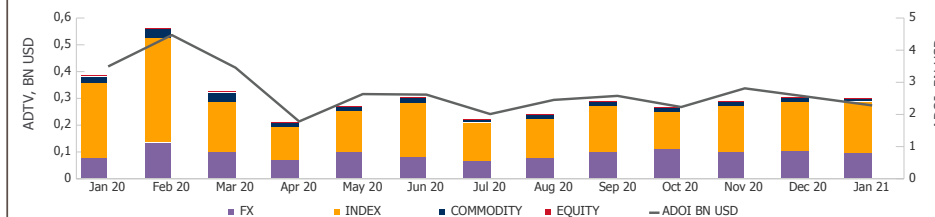
ADOI DYNAMICS, BN



FUTURES DYNAMICS

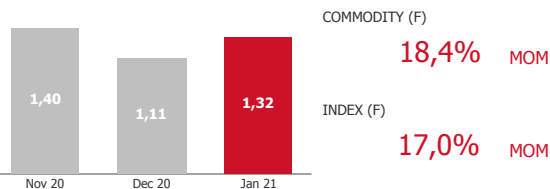


OPTIONS DYNAMICS



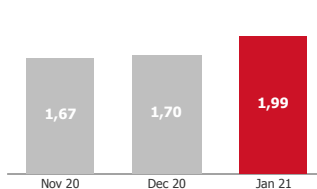
TOP GROWING SECTORS — ADTV, BN USD

COMMODITY (F)

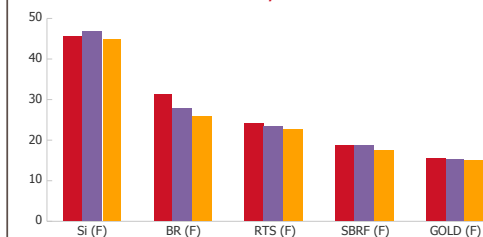


18,4% MOM
17,0% MOM

INDEX (F)



TOP 5 UA — ACTIVE CLIENTS, TH.



***Abbreviations:**

ADTV - Average Daily Trading Volume;
ADOI - Average Daily Open Interest;
MOM - Month-on-Month;
UA - Underlying asset;
BN - Billion;
TH - Thousand