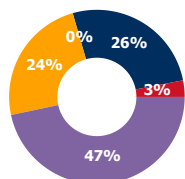


**FUTURES**

**VOLUME STRUCTURE**

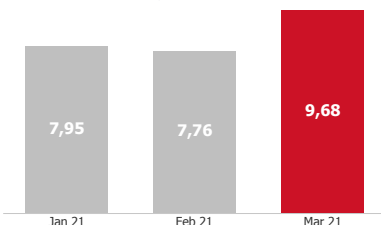
- FX
- INDEX
- INTEREST RATE
- COMMODITY
- EQUITY



**ADTV\*, USD**

**9,68** BN  
**24,8%** MOM

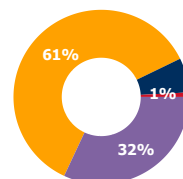
**ADTV DYNAMICS, BN**



**OPTIONS**

**VOLUME STRUCTURE**

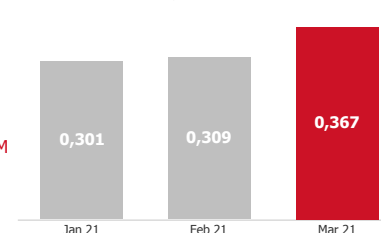
- FX
- INDEX
- COMMODITY
- EQUITY



**ADTV, USD**

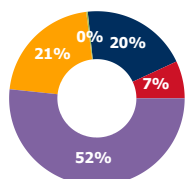
**0,367** BN  
**18,9%** MOM

**ADTV DYNAMICS, BN**



**OI STRUCTURE**

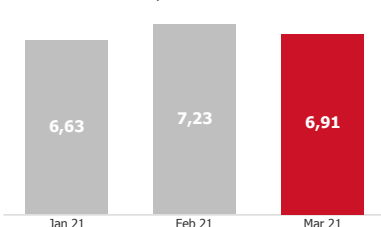
- FX
- INDEX
- INTEREST RATE
- COMMODITY
- EQUITY



**ADOI, USD**

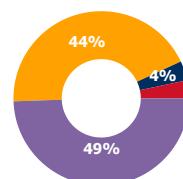
**6,91** BN  
**-4,4%** MOM

**ADOI DYNAMICS, BN**



**OI STRUCTURE**

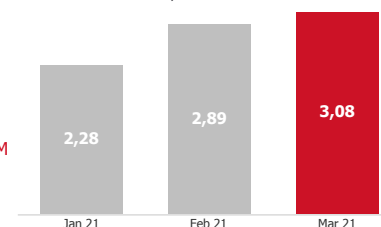
- FX
- INDEX
- COMMODITY
- EQUITY



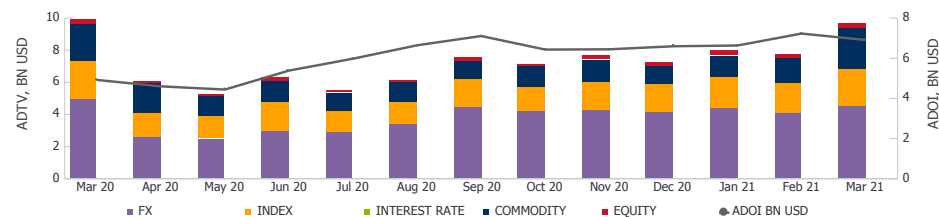
**ADOI, USD**

**3,08** BN  
**6,5%** MOM

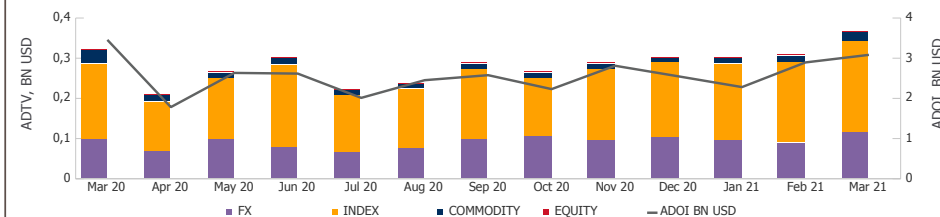
**ADOI DYNAMICS, BN**



**FUTURES DYNAMICS**

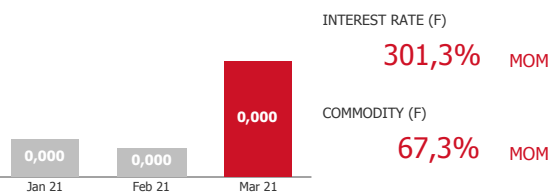


**OPTIONS DYNAMICS**

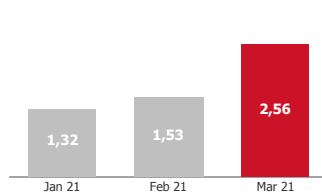


**TOP GROWING SECTORS — ADTV, BN USD**

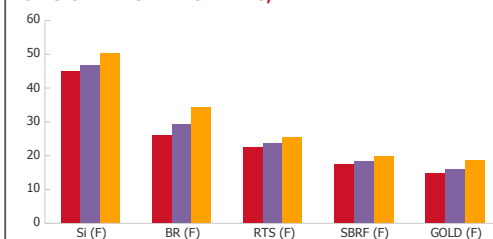
**INTEREST RATE (F)**



**COMMODITY (F)**



**TOP 5 UA — ACTIVE CLIENTS, TH.**



**\*Abbreviations:**

ADTV - Average Daily Trading Volume;  
ADOI - Average Daily Open Interest;  
MOM - Month-on-Month;  
UA - Underlying asset;  
BN - Billion;  
TH - Thousand