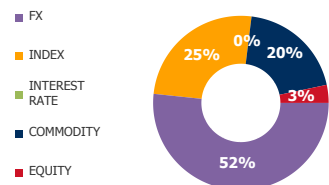


**FUTURES**

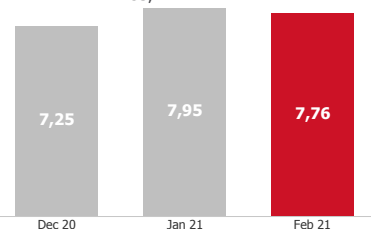
VOLUME STRUCTURE



ADTV\*, USD

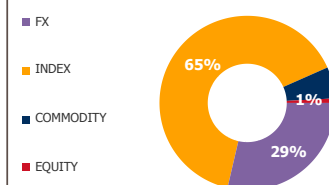
**7,76** BN  
**-2,4%** MOM

ADTV DYNAMICS, BN



**OPTIONS**

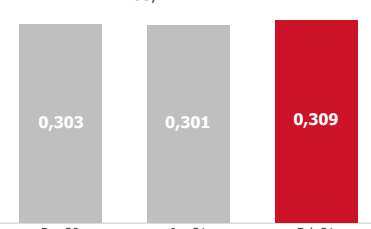
VOLUME STRUCTURE



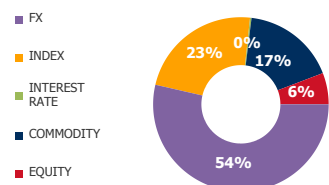
ADTV, USD

**0,309** BN  
**2,7%** MOM

ADTV DYNAMICS, BN



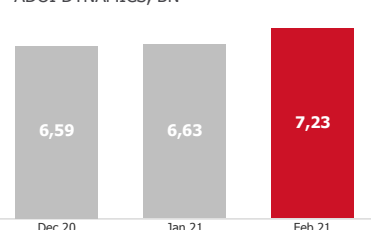
OI STRUCTURE



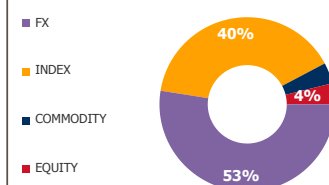
ADOI, USD

**7,23** BN  
**9,0%** MOM

ADOI DYNAMICS, BN



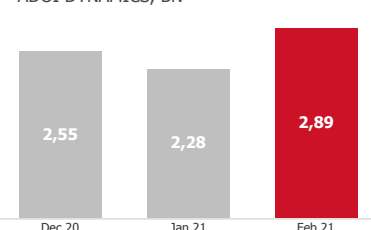
OI STRUCTURE



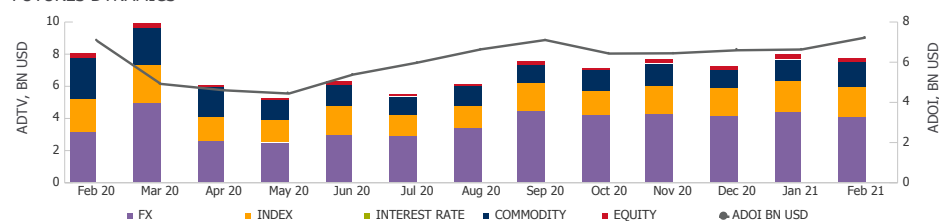
ADOI, USD

**2,89** BN  
**26,9%** MOM

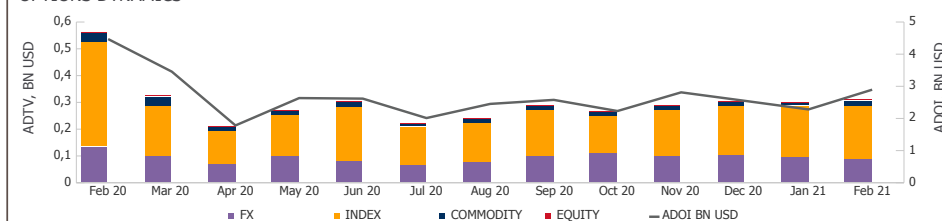
ADOI DYNAMICS, BN



FUTURES DYNAMICS

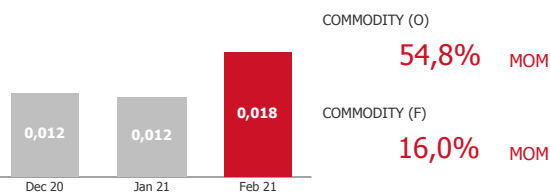


OPTIONS DYNAMICS

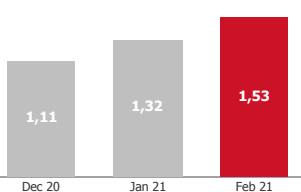


**TOP GROWING SECTORS — ADTV, BN USD**

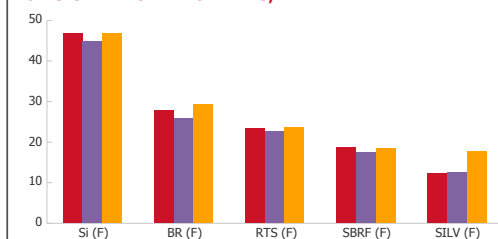
COMMODITY (O)



COMMODITY (F)



**TOP 5 UA — ACTIVE CLIENTS, TH.**



**\*Abbreviations:**

ADTV - Average Daily Trading Volume;  
ADOI - Average Daily Open Interest;  
MOM - Month-on-Month;  
UA - Underlying asset;  
BN - Billion;  
TH - Thousand