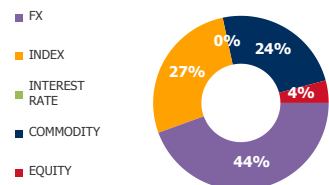


**FUTURES**

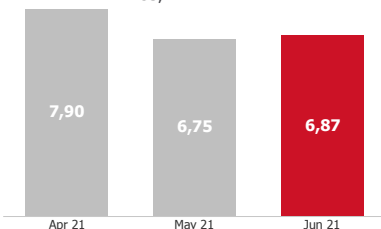
VOLUME STRUCTURE



ADTV\*, USD

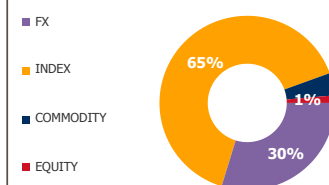
**6,87** BN  
**1,7%** MOM

ADTV DYNAMICS, BN



**OPTIONS**

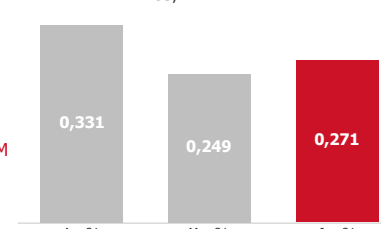
VOLUME STRUCTURE



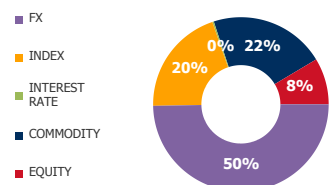
ADTV, USD

**0,271** BN  
**8,7%** MOM

ADTV DYNAMICS, BN



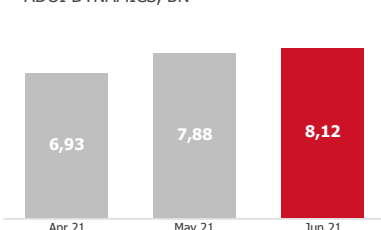
OI STRUCTURE



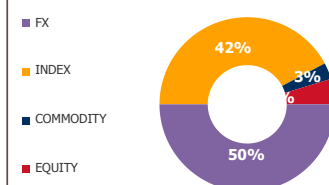
ADOI, USD

**8,12** BN  
**2,9%** MOM

ADOI DYNAMICS, BN



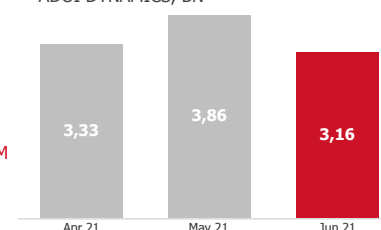
OI STRUCTURE



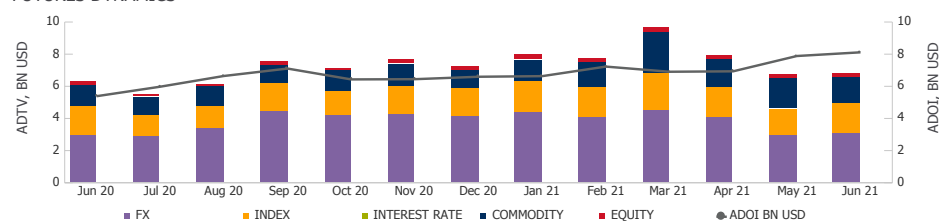
ADOI, USD

**3,16** BN  
**-18,2%** MOM

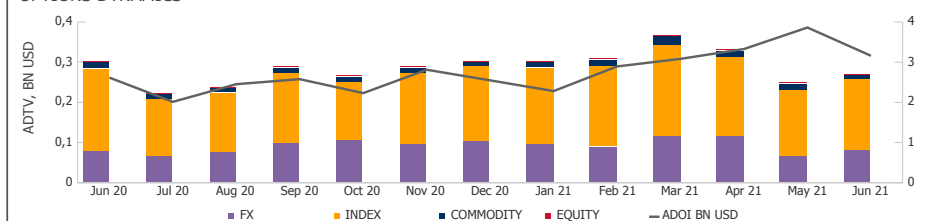
ADOI DYNAMICS, BN



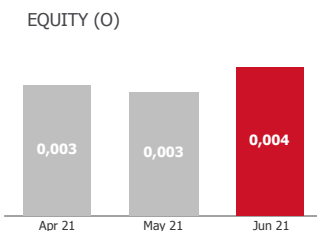
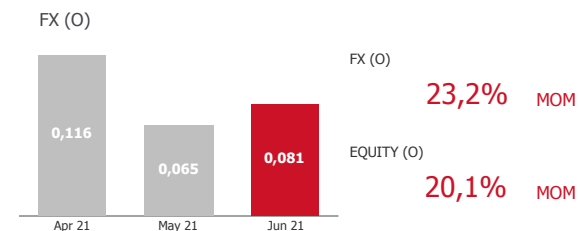
FUTURES DYNAMICS



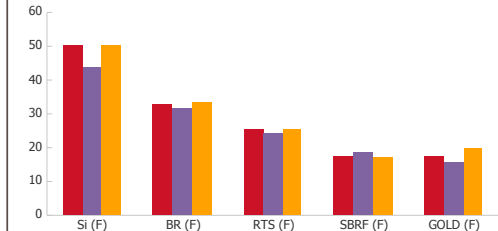
OPTIONS DYNAMICS



**TOP GROWING SECTORS — ADTV, BN USD**



**TOP 5 UA — ACTIVE CLIENTS, TH.**



**\*Abbreviations:**

ADTV - Average Daily Trading Volume;  
ADOI - Average Daily Open Interest;  
MOM - Month-on-Month;  
UA - Underlying asset;  
BN - Billion;  
TH - Thousand