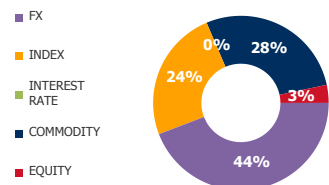


FUTURES

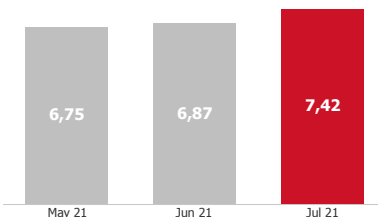
VOLUME STRUCTURE



ADTV*, USD

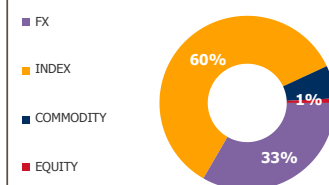
7,42 BN
8,1% MOM

ADTV DYNAMICS, BN



OPTIONS

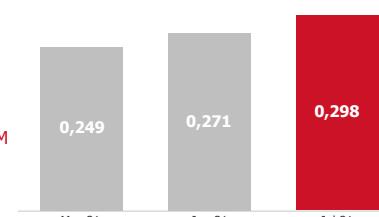
VOLUME STRUCTURE



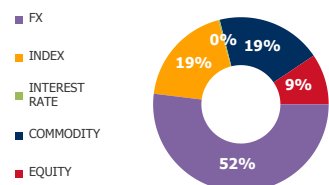
ADTV, USD

0,298 BN
10,1% MOM

ADTV DYNAMICS, BN



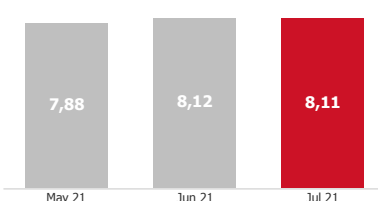
OI STRUCTURE



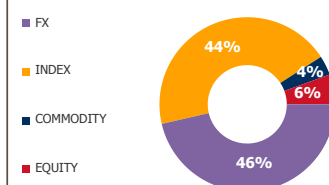
ADOI, USD

8,11 BN
-0,1% MOM

ADOI DYNAMICS, BN



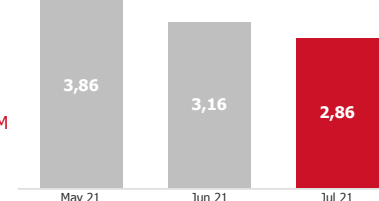
OI STRUCTURE



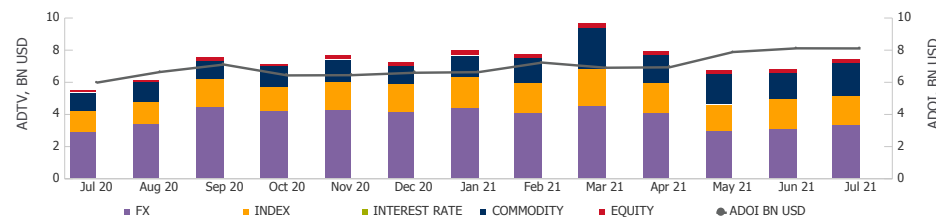
ADOI, USD

2,86 BN
-9,4% MOM

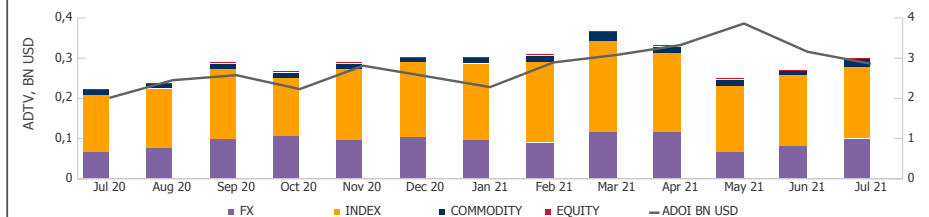
ADOI DYNAMICS, BN



FUTURES DYNAMICS

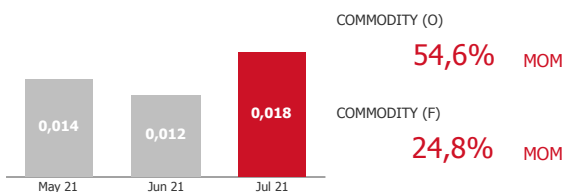


OPTIONS DYNAMICS



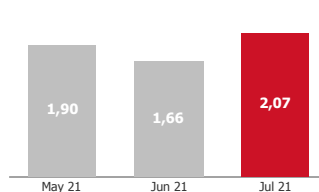
TOP GROWING SECTORS — ADTV, BN USD

COMMODITY (O)

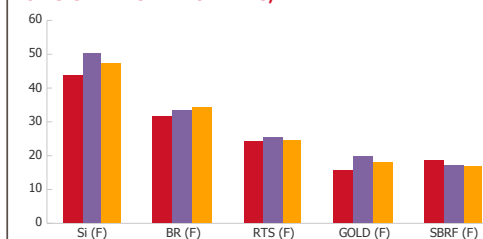


COMMODITY (O) **54,6%** MOM
COMMODITY (F) **24,8%** MOM

COMMODITY (F)



TOP 5 UA — ACTIVE CLIENTS, TH.



***Abbreviations:**

ADTV - Average Daily Trading Volume;
ADOI - Average Daily Open Interest;
MOM - Month-on-Month;
UA - Underlying asset;
BN - Billion;
TH - Thousand