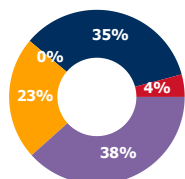


FUTURES

VOLUME STRUCTURE

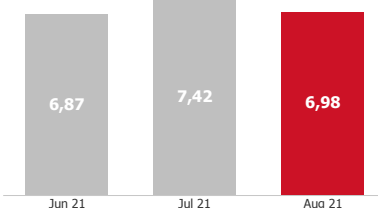
- FX
- INDEX
- INTEREST RATE
- COMMODITY
- EQUITY



ADTV*, USD

6,98 BN
-5,9% MOM

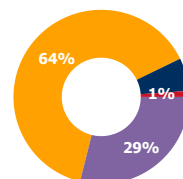
ADTV DYNAMICS, BN



OPTIONS

VOLUME STRUCTURE

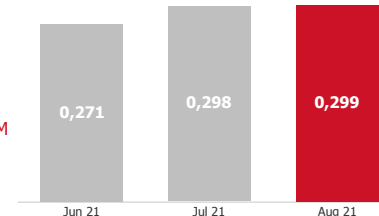
- FX
- INDEX
- COMMODITY
- EQUITY



ADTV, USD

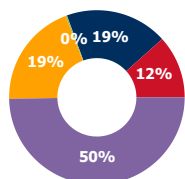
0,299 BN
0,1% MOM

ADTV DYNAMICS, BN



OI STRUCTURE

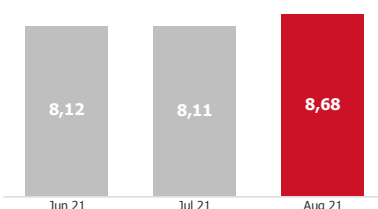
- FX
- INDEX
- INTEREST RATE
- COMMODITY
- EQUITY



ADOI, USD

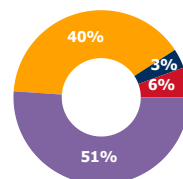
8,68 BN
7,0% MOM

ADOI DYNAMICS, BN



OI STRUCTURE

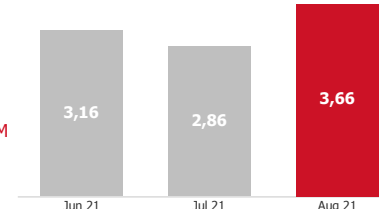
- FX
- INDEX
- COMMODITY
- EQUITY



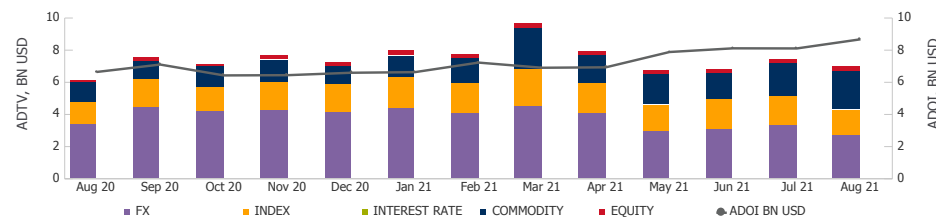
ADOI, USD

3,66 BN
28,0% MOM

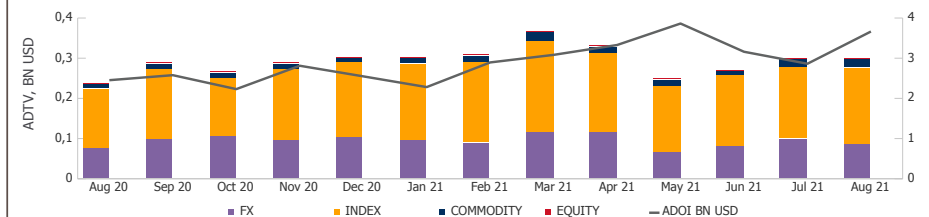
ADOI DYNAMICS, BN



FUTURES DYNAMICS

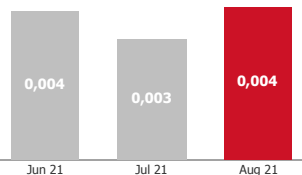


OPTIONS DYNAMICS



TOP GROWING SECTORS — ADTV, BN USD

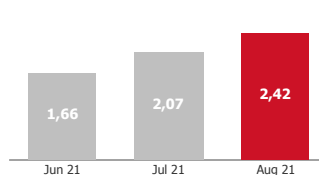
EQUITY (O)



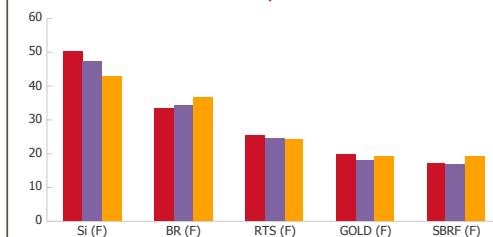
27,0% MOM

16,9% MOM

COMMODITY (F)



TOP 5 UA — ACTIVE CLIENTS, TH.



***Abbreviations:**

ADTV - Average Daily Trading Volume;
ADOI - Average Daily Open Interest;
MOM - Month-on-Month;
UA - Underlying asset;
BN - Billion;
TH - Thousand