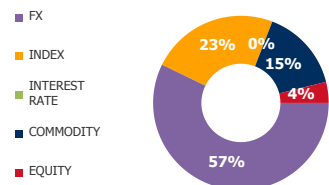


FUTURES

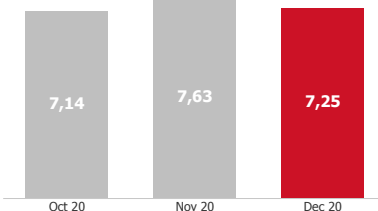
VOLUME STRUCTURE



ADTV*, USD

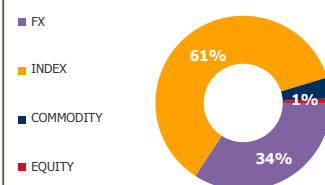
7,25 BN
-5,0% MOM

ADTV DYNAMICS, BN



OPTIONS

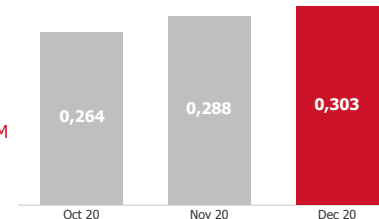
VOLUME STRUCTURE



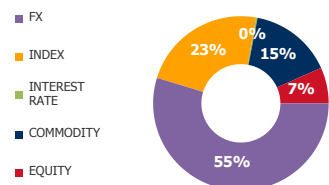
ADTV, USD

0,303 BN
5,1% MOM

ADTV DYNAMICS, BN



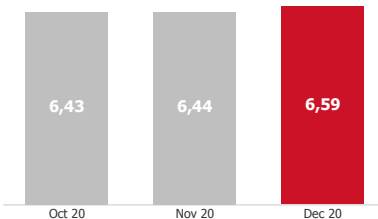
OI STRUCTURE



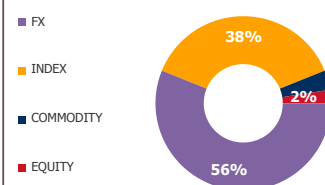
ADOI, USD

6,59 BN
2,4% MOM

ADOI DYNAMICS, BN



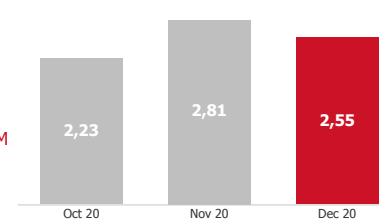
OI STRUCTURE



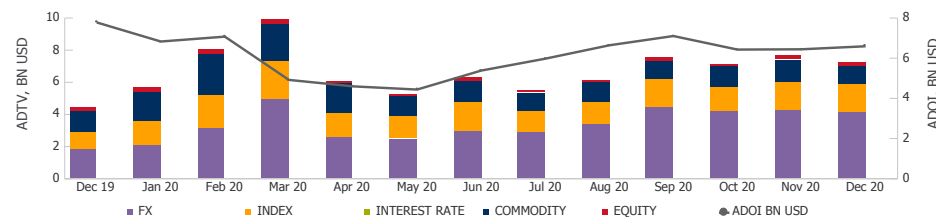
ADOI, USD

2,55 BN
-9,4% MOM

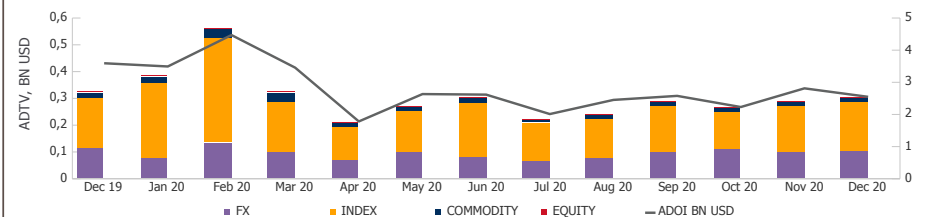
ADOI DYNAMICS, BN



FUTURES DYNAMICS

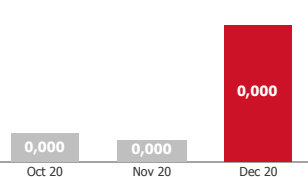


OPTIONS DYNAMICS



TOP GROWING SECTORS — ADTV, BN USD

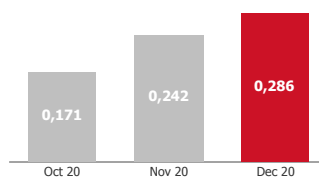
INTEREST RATE (F)



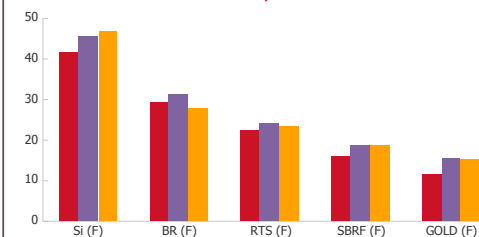
INTEREST RATE (F)
509,2% MOM

EQUITY (F)
18,3% MOM

EQUITY (F)



TOP 5 UA — ACTIVE CLIENTS, TH.



***Abbreviations:**

ADTV - Average Daily Trading Volume;
ADOI - Average Daily Open Interest;
MOM - Month-on-Month;
UA - Underlying asset;
BN - Billion;
TH - Thousand