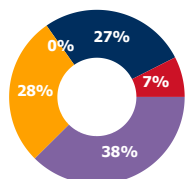


**FUTURES**

VOLUME STRUCTURE

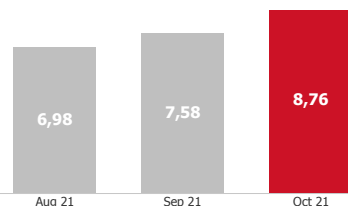
- FX
- INDEX
- INTEREST RATE
- COMMODITY
- EQUITY



ADTV\*, USD

**8,76** BN  
**15,6%** MOM

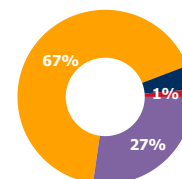
ADTV DYNAMICS, BN



**OPTIONS**

VOLUME STRUCTURE

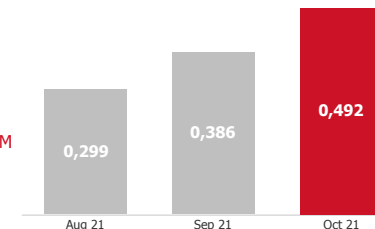
- FX
- INDEX
- COMMODITY
- EQUITY



ADTV, USD

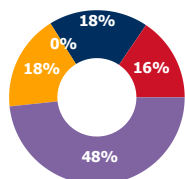
**0,492** BN  
**27,6%** MOM

ADTV DYNAMICS, BN



OI STRUCTURE

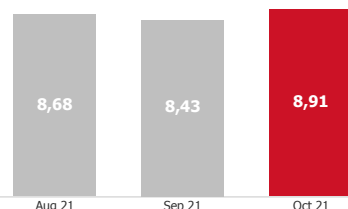
- FX
- INDEX
- INTEREST RATE
- COMMODITY
- EQUITY



ADOI, USD

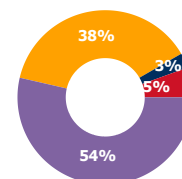
**8,91** BN  
**5,7%** MOM

ADOI DYNAMICS, BN



OI STRUCTURE

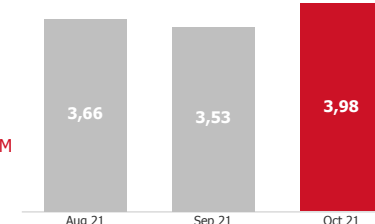
- FX
- INDEX
- COMMODITY
- EQUITY



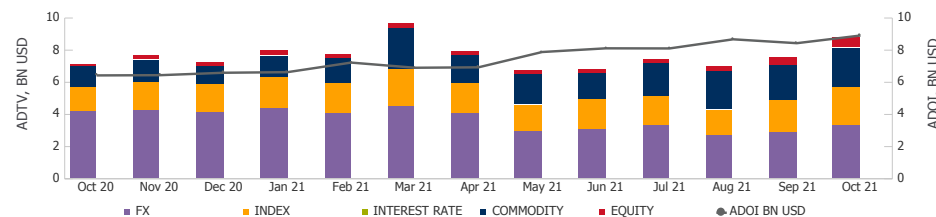
ADOI, USD

**3,98** BN  
**12,9%** MOM

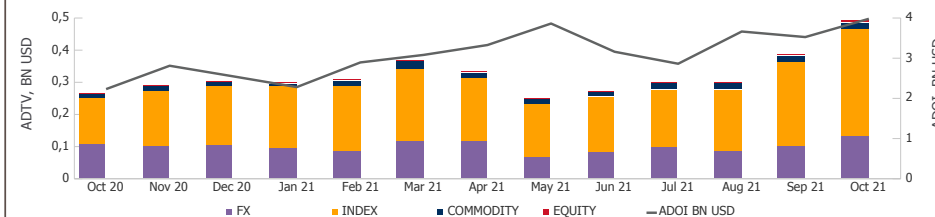
ADOI DYNAMICS, BN



FUTURES DYNAMICS

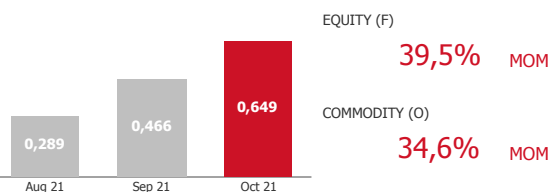


OPTIONS DYNAMICS

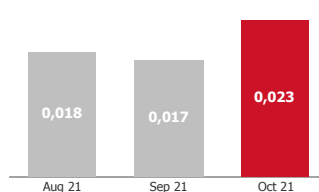


**TOP GROWING SECTORS — ADTV, BN USD**

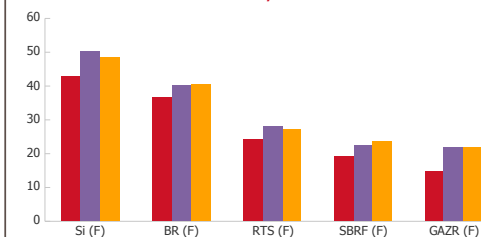
EQUITY (F)



COMMODITY (O)



**TOP 5 UA — ACTIVE CLIENTS, TH.**



**\*Abbreviations:**

ADTV - Average Daily Trading Volume;  
ADOI - Average Daily Open Interest;  
MOM - Month-on-Month;  
UA - Underlying asset;  
BN - Billion;  
TH - Thousand