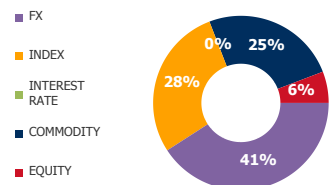


FUTURES

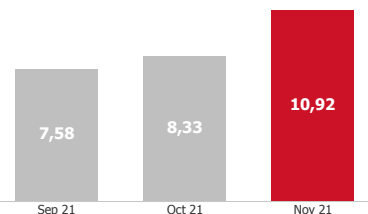
VOLUME STRUCTURE



ADTV*, USD

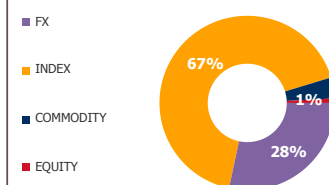
10,92 BN
31,1% MOM

ADTV DYNAMICS, BN



OPTIONS

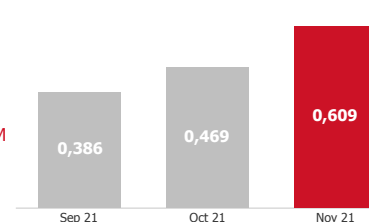
VOLUME STRUCTURE



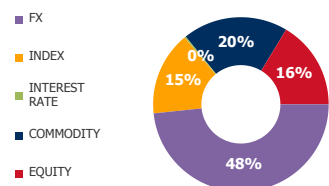
ADTV, USD

0,609 BN
29,9% MOM

ADTV DYNAMICS, BN



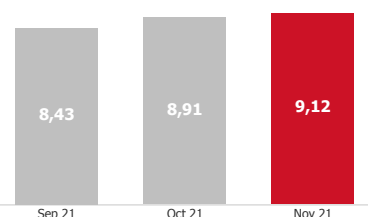
OI STRUCTURE



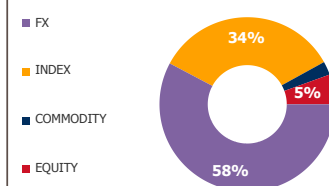
ADOI, USD

9,12 BN
2,3% MOM

ADOI DYNAMICS, BN



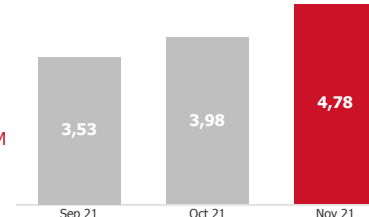
OI STRUCTURE



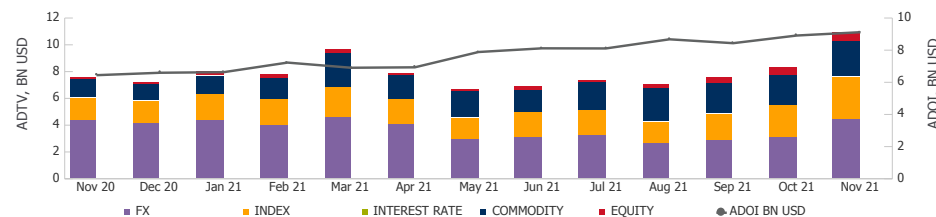
ADOI, USD

4,78 BN
20,0% MOM

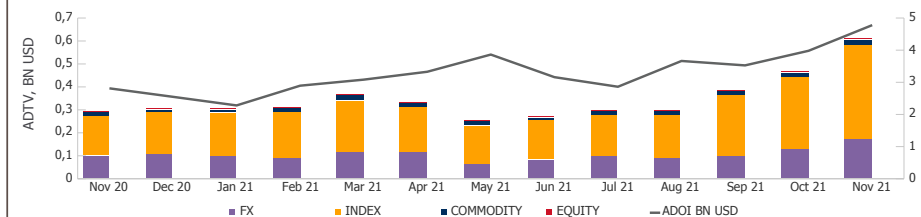
ADOI DYNAMICS, BN



FUTURES DYNAMICS

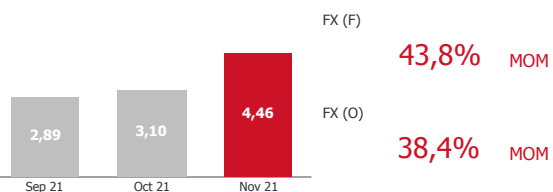


OPTIONS DYNAMICS

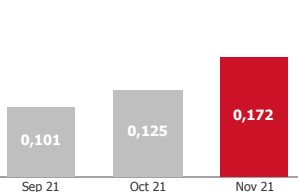


TOP GROWING SECTORS — ADTV, BN USD

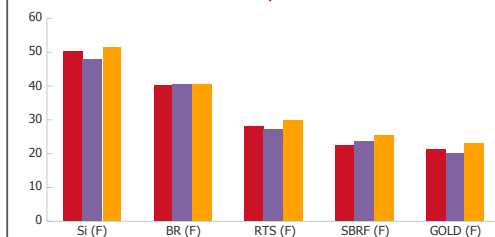
FX (F)



FX (O)



TOP 5 UA — ACTIVE CLIENTS, TH.



***Abbreviations:**

ADTV - Average Daily Trading Volume;
ADOI - Average Daily Open Interest;
MOM - Month-on-Month;
UA - Underlying asset;
BN - Billion;
TH - Thousand