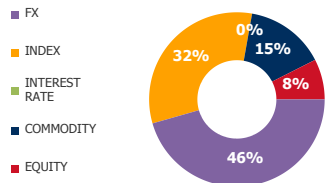


FUTURES

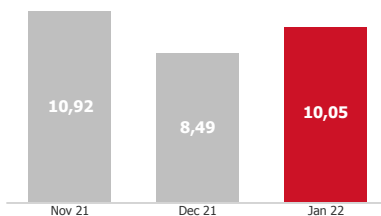
VOLUME STRUCTURE



ADTV*, USD

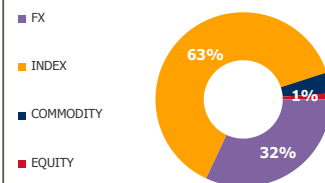
10,05 BN
18,3% MOM

ADTV DYNAMICS, BN



OPTIONS

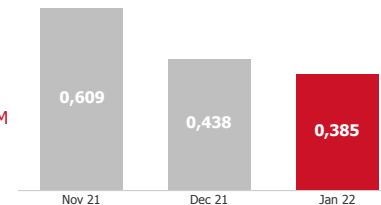
VOLUME STRUCTURE



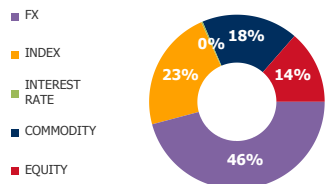
ADTV, USD

0,385 BN
-12,0% MOM

ADTV DYNAMICS, BN



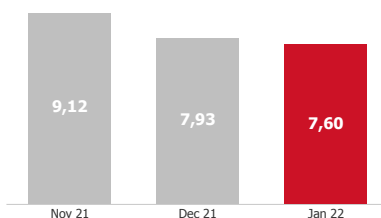
OI STRUCTURE



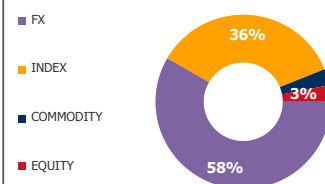
ADOI, USD

7,60 BN
-4,1% MOM

ADOI DYNAMICS, BN



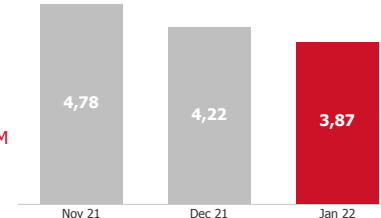
OI STRUCTURE



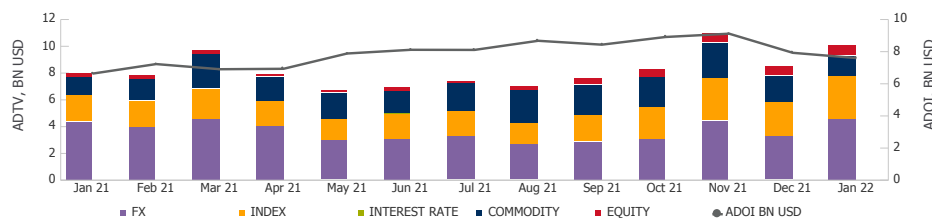
ADOI, USD

3,87 BN
-8,2% MOM

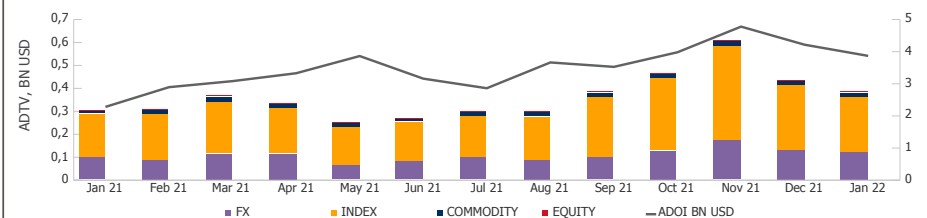
ADOI DYNAMICS, BN



FUTURES DYNAMICS

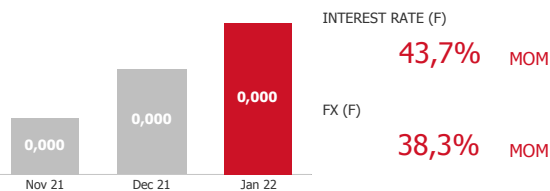


OPTIONS DYNAMICS

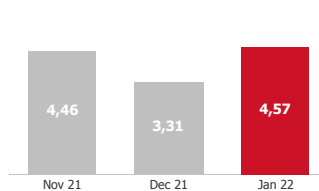


TOP GROWING SECTORS — ADTV, BN USD

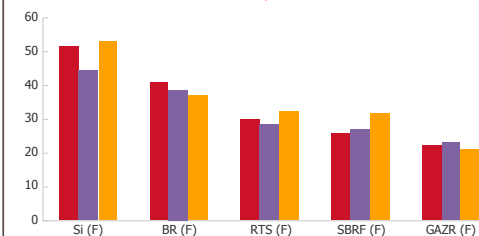
INTEREST RATE (F)



FX (F)



TOP 5 UA — ACTIVE CLIENTS, TH.



***Abbreviations:**

ADTV - Average Daily Trading Volume;
ADOI - Average Daily Open Interest;
MOM - Month-on-Month;
UA - Underlying asset;
BN - Billion;
TH - Thousand