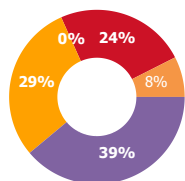


FUTURES

VOLUME STRUCTURE

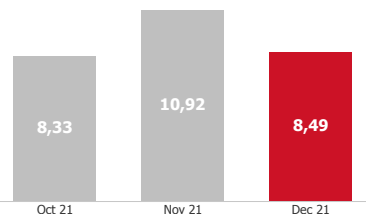
- FX
- INDEX
- N/A
- INTEREST RATE
- COMMODITY
- EQUITY



ADTV*, USD

8,49 BN
-22,2% MOM

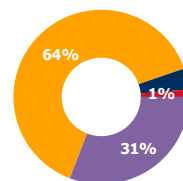
ADTV DYNAMICS, BN



OPTIONS

VOLUME STRUCTURE

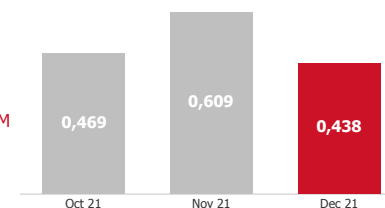
- FX
- INDEX
- COMMODITY
- EQUITY



0,438 BN
-28,1% MOM

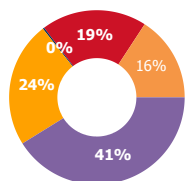
ADTV, USD

ADTV DYNAMICS, BN



OI STRUCTURE

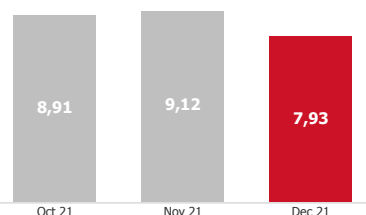
- FX
- INDEX
- N/A
- INTEREST RATE
- COMMODITY
- EQUITY



ADOI, USD

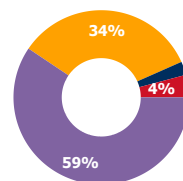
7,93 BN
-13,1% MOM

ADOI DYNAMICS, BN



OI STRUCTURE

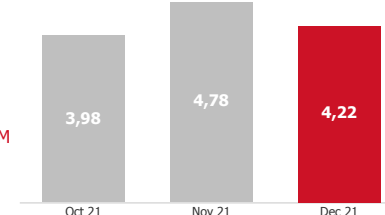
- FX
- INDEX
- COMMODITY
- EQUITY



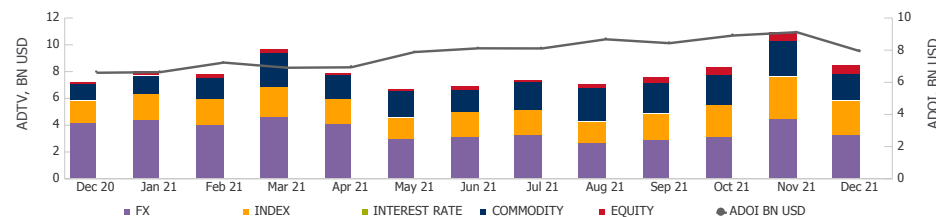
4,22 BN
-11,8% MOM

ADOI, USD

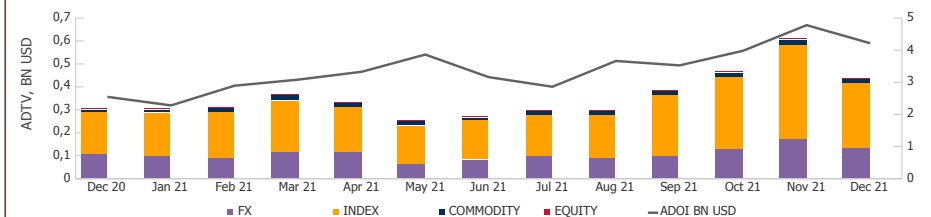
ADOI DYNAMICS, BN



FUTURES DYNAMICS

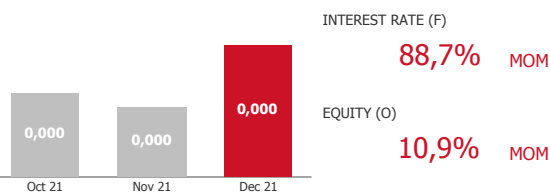


OPTIONS DYNAMICS

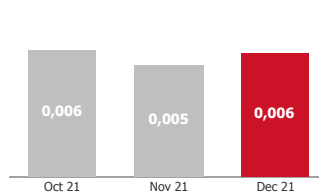


TOP GROWING SECTORS — ADTV, BN USD

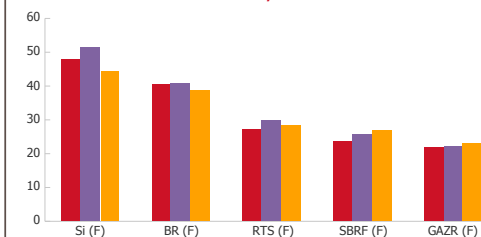
INTEREST RATE (F)



EQUITY (O)



TOP 5 UA — ACTIVE CLIENTS, TH.



***Abbreviations:**

ADTV - Average Daily Trading Volume;
ADOI - Average Daily Open Interest;
MOM - Month-on-Month;
UA - Underlying asset;
BN - Billion;
TH - Thousand