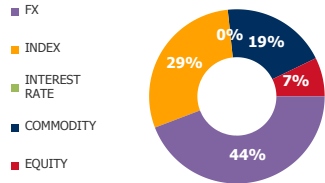


FUTURES

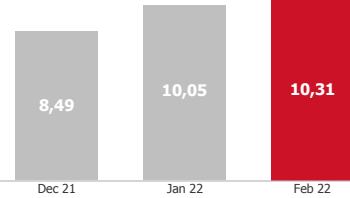
VOLUME STRUCTURE



ADTV*, USD

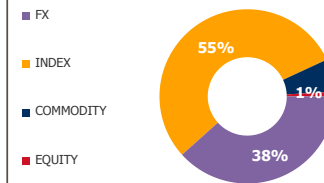
10,31 BN
2,6% MOM

ADTV DYNAMICS, BN



OPTIONS

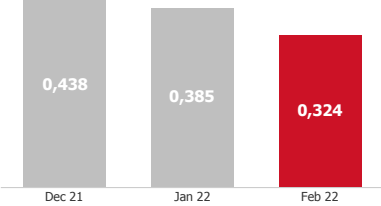
VOLUME STRUCTURE



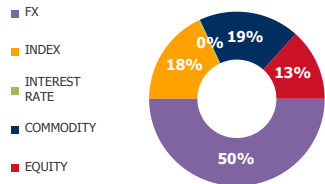
ADTV, USD

0,324 BN
-15,8% MOM

ADTV DYNAMICS, BN



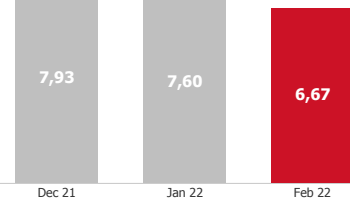
OI STRUCTURE



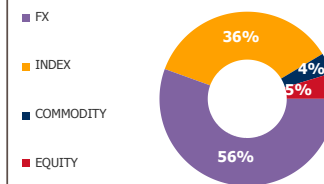
ADOI, USD

6,67 BN
-12,3% MOM

ADOI DYNAMICS, BN



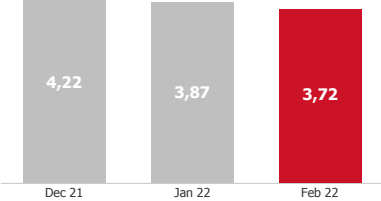
OI STRUCTURE



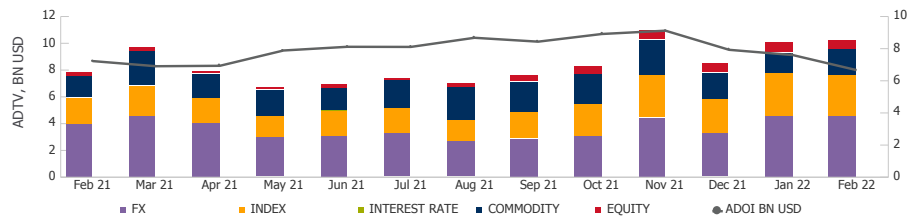
ADOI, USD

3,72 BN
-3,8% MOM

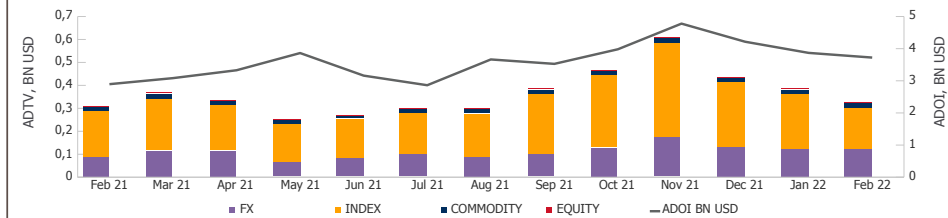
ADOI DYNAMICS, BN



FUTURES DYNAMICS

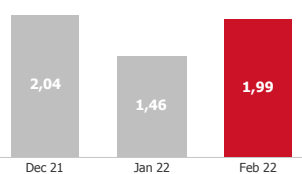


OPTIONS DYNAMICS



TOP GROWING SECTORS — ADTV, BN USD

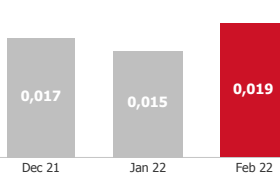
COMMODITY (F)



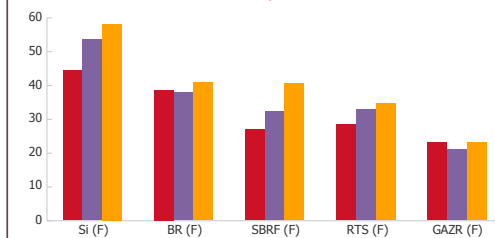
36,1% MOM

24,9% MOM

COMMODITY (O)



TOP 5 UA — ACTIVE CLIENTS, TH.



***Abbreviations:**

ADTV - Average Daily Trading Volume;
ADOI - Average Daily Open Interest;
MOM - Month-on-Month;
UA - Underlying asset;
BN - Billion;
TH - Thousand