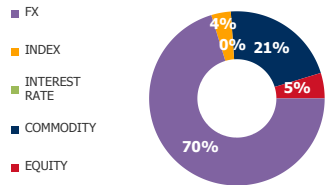


FUTURES

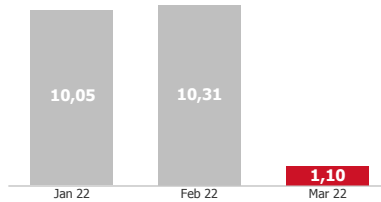
VOLUME STRUCTURE



ADTV*, USD

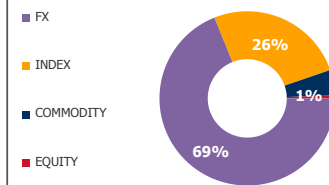
1,10 BN
-89,3% MOM

ADTV DYNAMICS, BN



OPTIONS

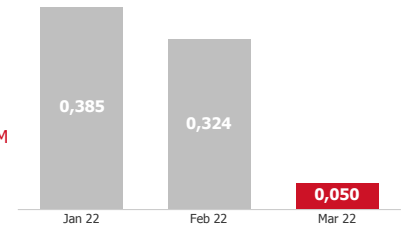
VOLUME STRUCTURE



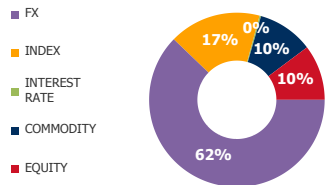
ADTV, USD

0,050 BN
-84,5% MOM

ADTV DYNAMICS, BN



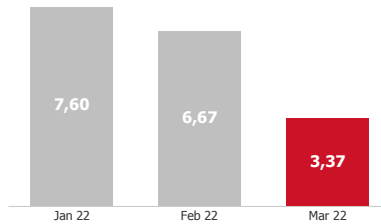
OI STRUCTURE



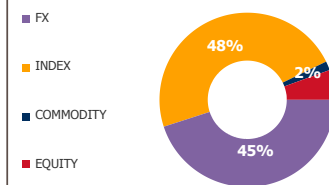
ADOI, USD

3,37 BN
-49,4% MOM

ADOI DYNAMICS, BN



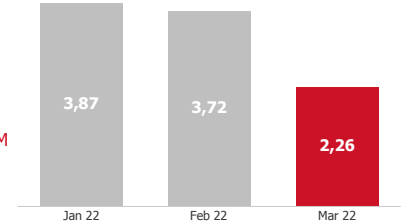
OI STRUCTURE



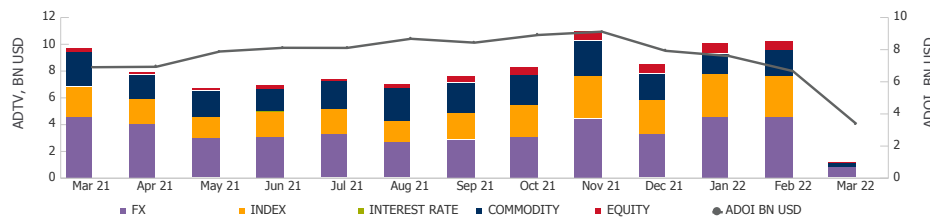
ADOI, USD

2,26 BN
-39,2% MOM

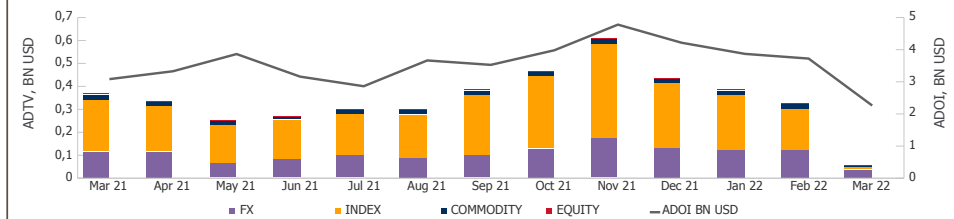
ADOI DYNAMICS, BN



FUTURES DYNAMICS

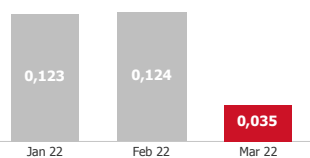


OPTIONS DYNAMICS



TOP GROWING SECTORS — ADTV, BN USD

FX (O)



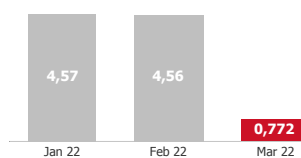
FX (O)

-72,2% MOM

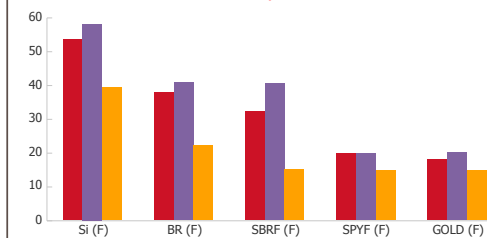
FX (F)

-83,1% MOM

FX (F)



TOP 5 UA — ACTIVE CLIENTS, TH.



***Abbreviations:**

ADTV - Average Daily Trading Volume;
ADOI - Average Daily Open Interest;
MOM - Month-on-Month;
UA - Underlying asset;
BN - Billion;
TH - Thousand