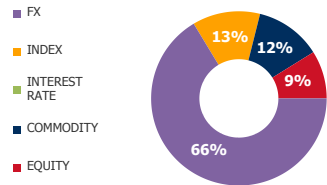


**FUTURES**

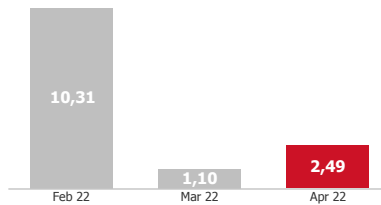
VOLUME STRUCTURE



ADTV\*, USD

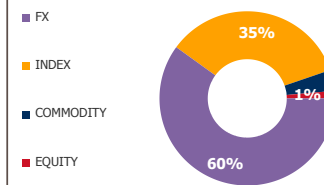
**2,49** BN  
**126,3%** MOM

ADTV DYNAMICS, BN



**OPTIONS**

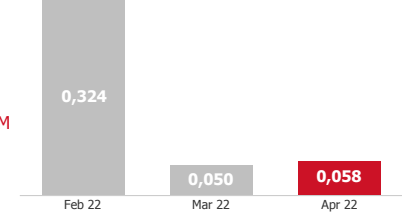
VOLUME STRUCTURE



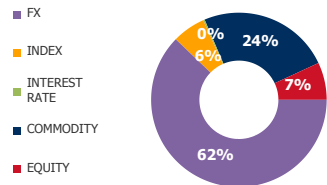
ADTV, USD

**0,058** BN  
**15,8%** MOM

ADTV DYNAMICS, BN



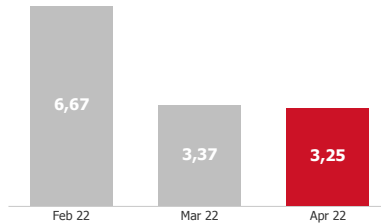
OI STRUCTURE



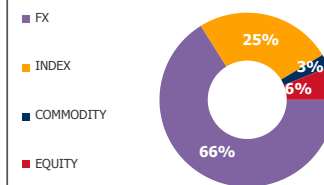
ADOI, USD

**3,25** BN  
**-3,7%** MOM

ADOI DYNAMICS, BN



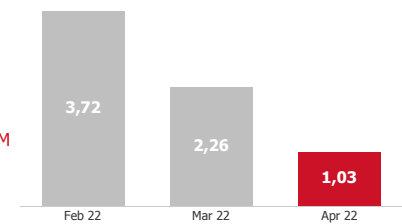
OI STRUCTURE



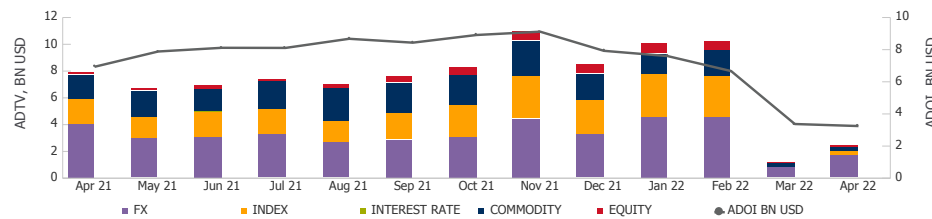
ADOI, USD

**1,03** BN  
**-54,3%** MOM

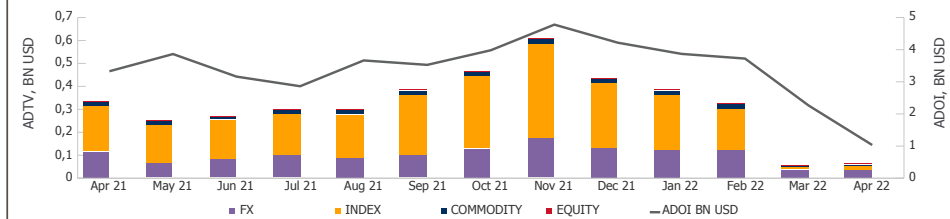
ADOI DYNAMICS, BN



FUTURES DYNAMICS

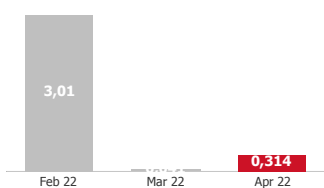


OPTIONS DYNAMICS



**TOP GROWING SECTORS — ADTV, BN USD**

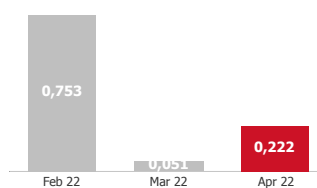
INDEX (F)



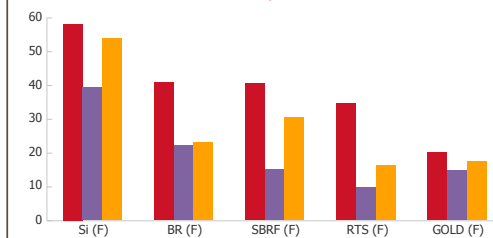
**662,8%** MOM

**337,8%** MOM

EQUITY (F)



**TOP 5 UA — ACTIVE CLIENTS, TH.**



**\*Abbreviations:**

ADTV - Average Daily Trading Volume;  
ADOI - Average Daily Open Interest;  
MOM - Month-on-Month;  
UA - Underlying asset;  
BN - Billion;  
TH - Thousand