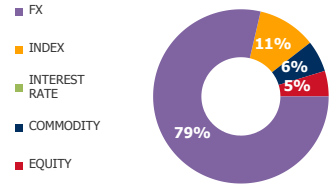


FUTURES

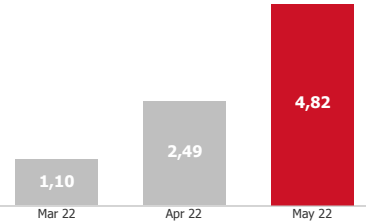
VOLUME STRUCTURE



ADTV*, USD

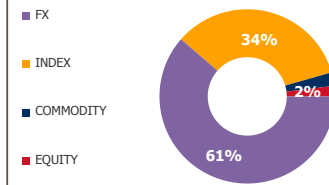
4,82 BN
93,5% MOM

ADTV DYNAMICS, BN



OPTIONS

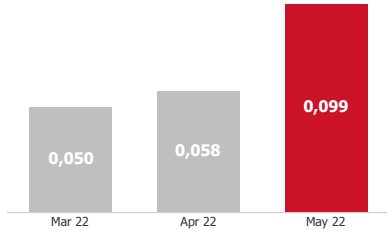
VOLUME STRUCTURE



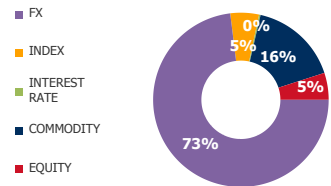
ADTV, USD

0,099 BN
71,1% MOM

ADTV DYNAMICS, BN



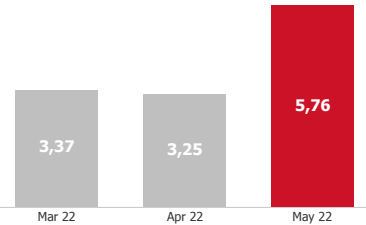
OI STRUCTURE



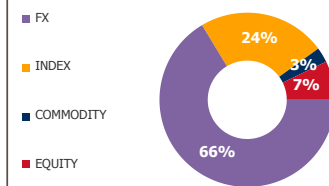
ADOI, USD

5,76 BN
77,5% MOM

ADOI DYNAMICS, BN



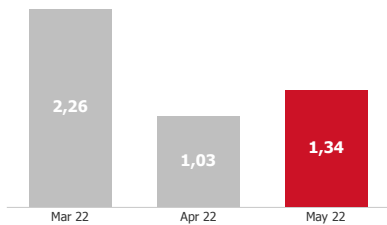
OI STRUCTURE



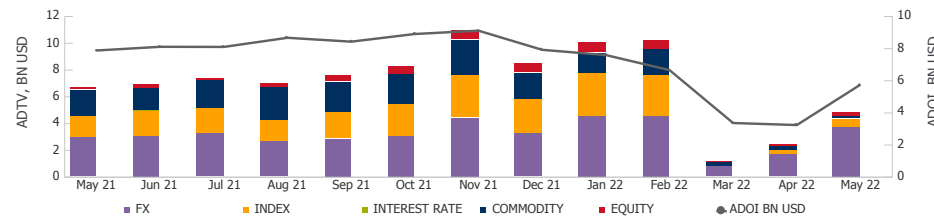
ADOI, USD

1,34 BN
29,4% MOM

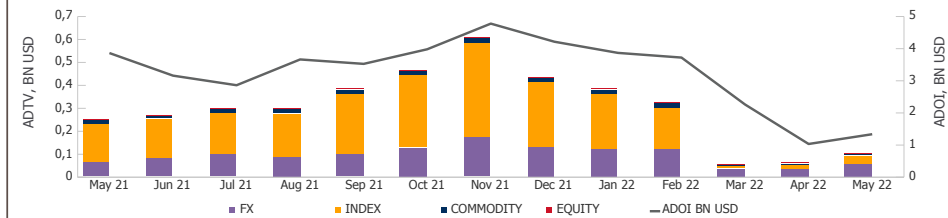
ADOI DYNAMICS, BN



FUTURES DYNAMICS

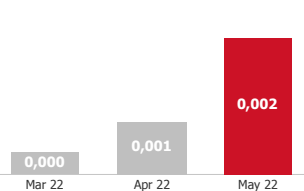


OPTIONS DYNAMICS



TOP GROWING SECTORS — ADTV, BN USD

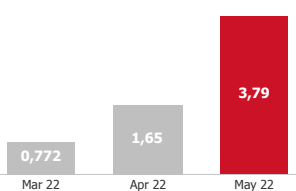
EQUITY (O)



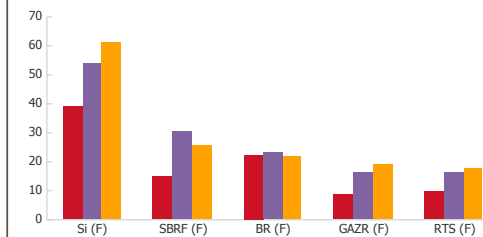
164,1% MOM

129,2% MOM

FX (F)



TOP 5 UA — ACTIVE CLIENTS, TH.



***Abbreviations:**

ADTV - Average Daily Trading Volume;
ADOI - Average Daily Open Interest;
MOM - Month-on-Month;
UA - Underlying asset;
BN - Billion;
TH - Thousand