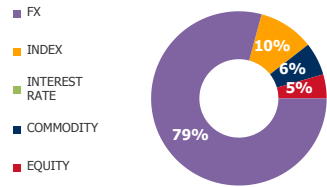


FUTURES

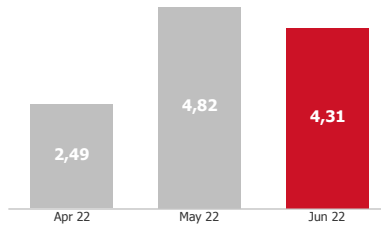
VOLUME STRUCTURE



ADTV*, USD

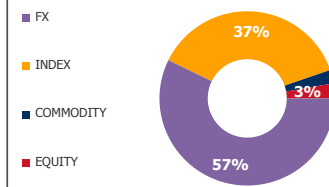
4,31 BN
-10,5% MOM

ADTV DYNAMICS, BN



OPTIONS

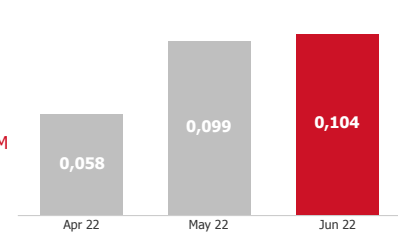
VOLUME STRUCTURE



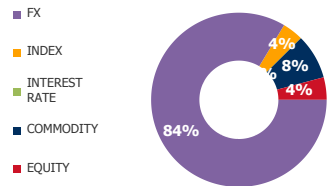
ADTV, USD

0,104 BN
4,3% MOM

ADTV DYNAMICS, BN



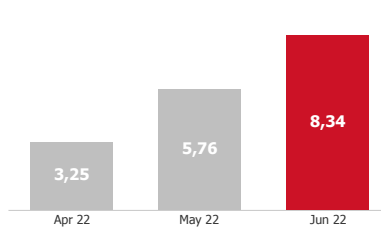
OI STRUCTURE



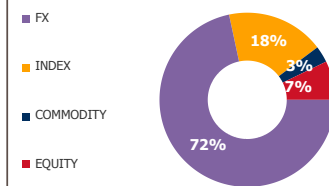
ADOI, USD

8,34 BN
44,7% MOM

ADOI DYNAMICS, BN



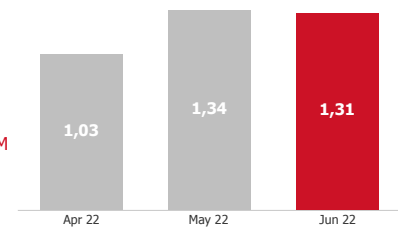
OI STRUCTURE



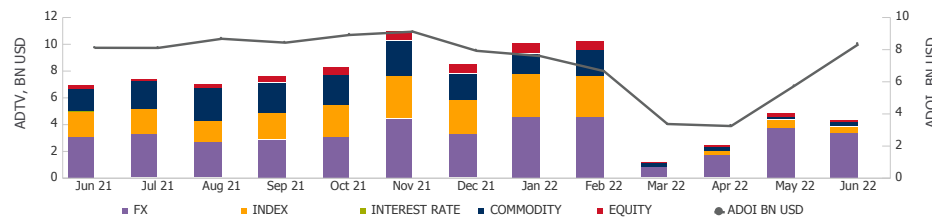
ADOI, USD

1,31 BN
-2,0% MOM

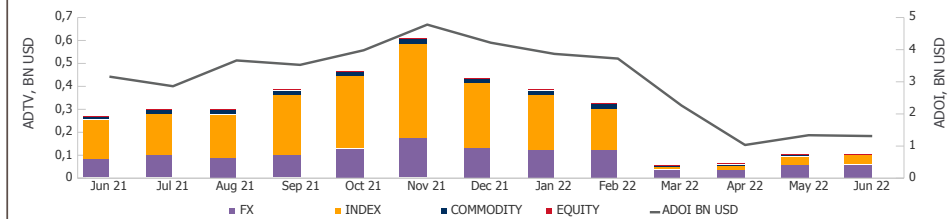
ADOI DYNAMICS, BN



FUTURES DYNAMICS

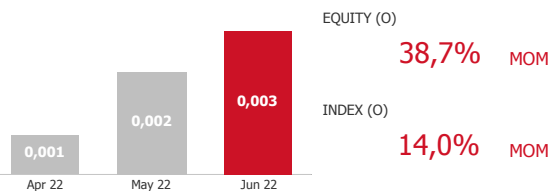


OPTIONS DYNAMICS

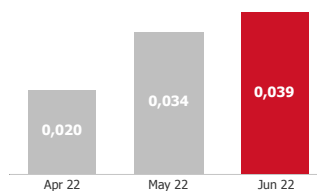


TOP GROWING SECTORS — ADTV, BN USD

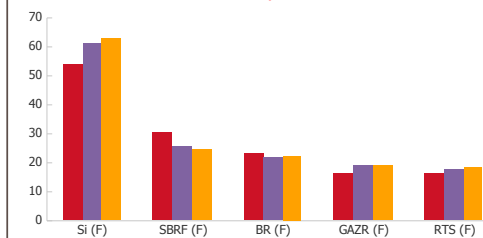
EQUITY (O)



INDEX (O)



TOP 5 UA — ACTIVE CLIENTS, TH.



***Abbreviations:**

ADTV - Average Daily Trading Volume;
ADOI - Average Daily Open Interest;
MOM - Month-on-Month;
UA - Underlying asset;
BN - Billion;
TH - Thousand