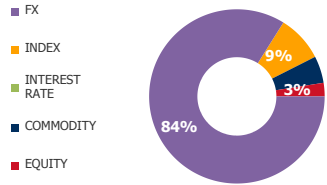


FUTURES

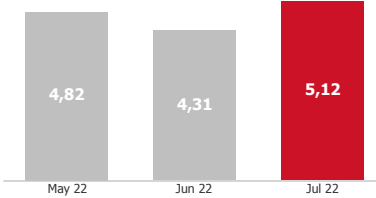
VOLUME STRUCTURE



ADTV*, USD

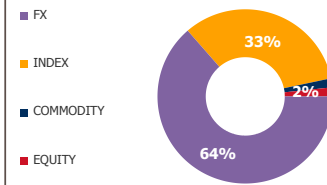
5,12 BN
18,9% MOM

ADTV DYNAMICS, BN



OPTIONS

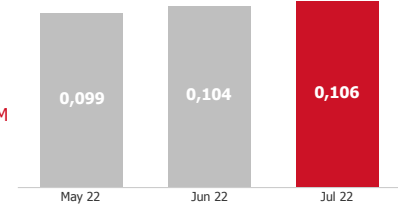
VOLUME STRUCTURE



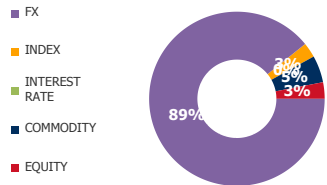
ADTV, USD

0,106 BN
2,7% MOM

ADTV DYNAMICS, BN



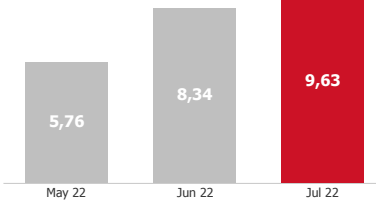
OI STRUCTURE



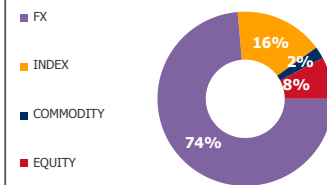
ADOI, USD

9,63 BN
15,5% MOM

ADOI DYNAMICS, BN



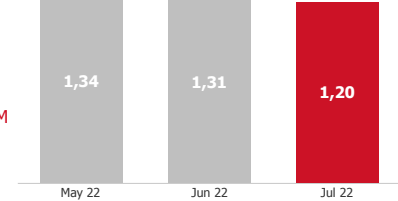
OI STRUCTURE



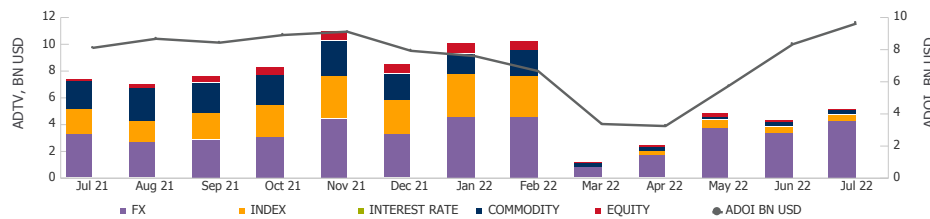
ADOI, USD

1,20 BN
-8,2% MOM

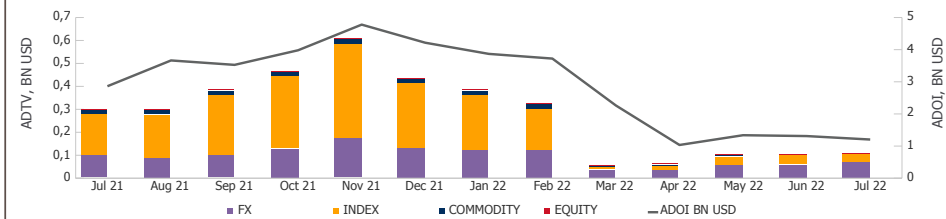
ADOI DYNAMICS, BN



FUTURES DYNAMICS

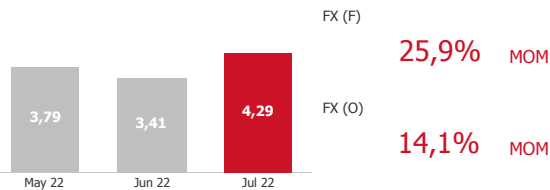


OPTIONS DYNAMICS

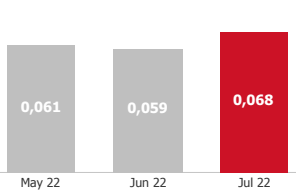


TOP GROWING SECTORS — ADTV, BN USD

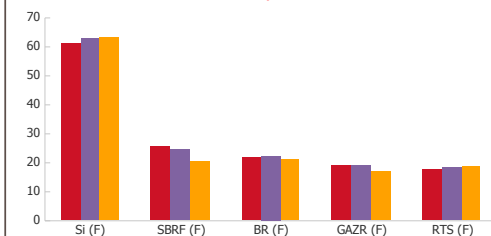
FX (F)



FX (O)



TOP 5 UA — ACTIVE CLIENTS, TH.



***Abbreviations:**

ADTV - Average Daily Trading Volume;
ADOI - Average Daily Open Interest;
MOM - Month-on-Month;
UA - Underlying asset;
BN - Billion;
TH - Thousand