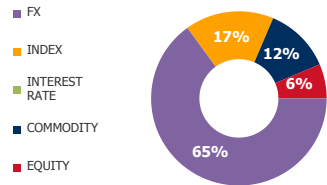


FUTURES

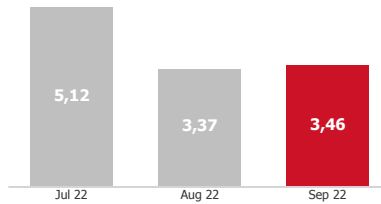
VOLUME STRUCTURE



ADTV*, USD

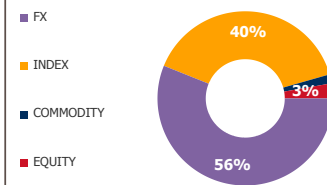
3,46 BN
2,6% MOM

ADTV DYNAMICS, BN



OPTIONS

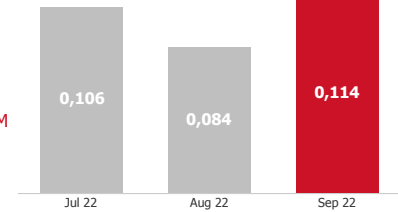
VOLUME STRUCTURE



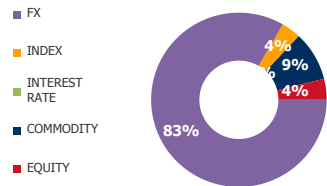
ADTV, USD

0,114 BN
35,9% MOM

ADTV DYNAMICS, BN



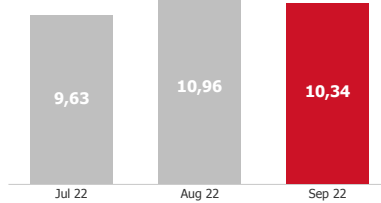
OI STRUCTURE



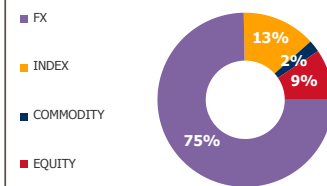
ADOI, USD

10,34 BN
-5,6% MOM

ADOI DYNAMICS, BN



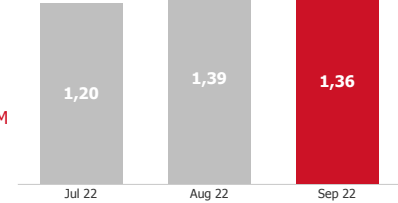
OI STRUCTURE



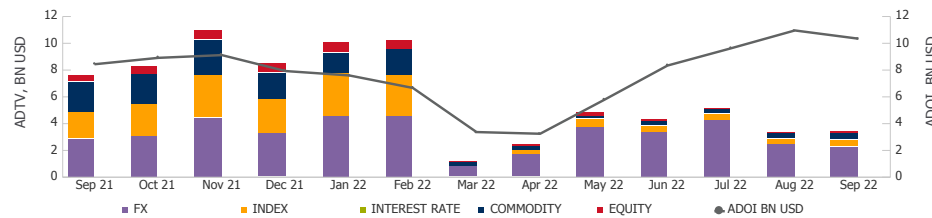
ADOI, USD

1,36 BN
-2,5% MOM

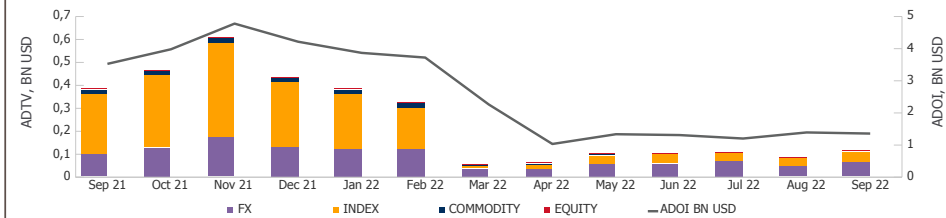
ADOI DYNAMICS, BN



FUTURES DYNAMICS

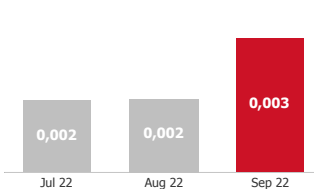


OPTIONS DYNAMICS



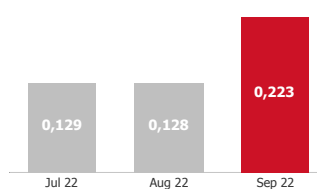
TOP GROWING SECTORS — ADTV, BN USD

EQUITY (O)



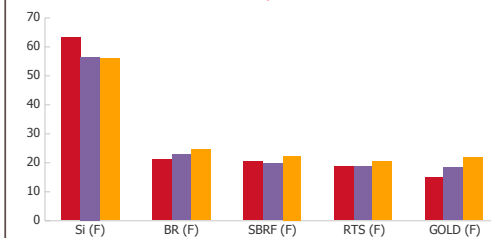
81,9% MOM

EQUITY (F)



74,5% MOM

TOP 5 UA — ACTIVE CLIENTS, TH.



***Abbreviations:**

ADTV - Average Daily Trading Volume;
ADOI - Average Daily Open Interest;
MOM - Month-on-Month;
UA - Underlying asset;
BN - Billion;
TH - Thousand