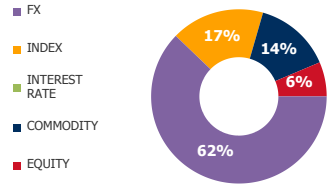


FUTURES

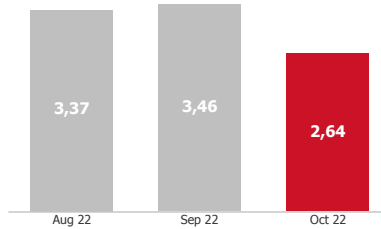
VOLUME STRUCTURE



ADTV*, USD

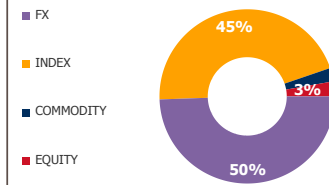
2,64 BN
-23,8% MOM

ADTV DYNAMICS, BN



OPTIONS

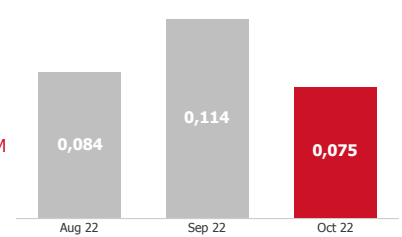
VOLUME STRUCTURE



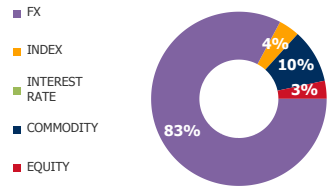
ADTV, USD

0,075 BN
-34,0% MOM

ADTV DYNAMICS, BN



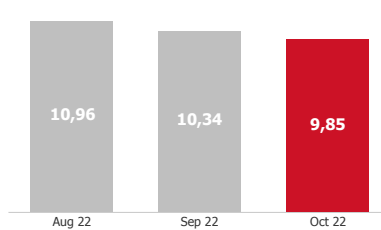
OI STRUCTURE



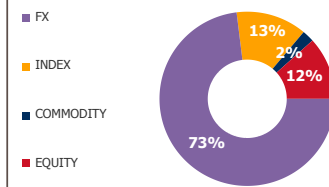
ADOI, USD

9,85 BN
-4,8% MOM

ADOI DYNAMICS, BN



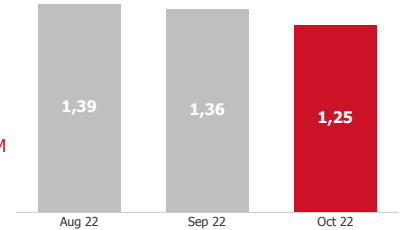
OI STRUCTURE



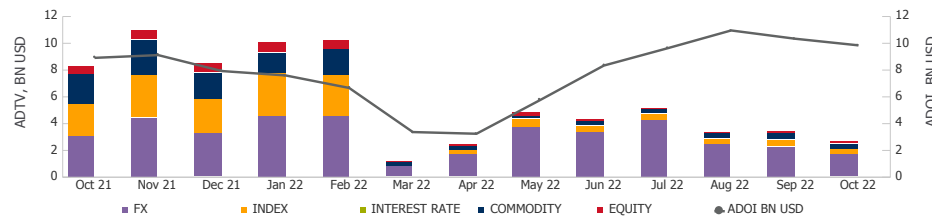
ADOI, USD

1,25 BN
-8,1% MOM

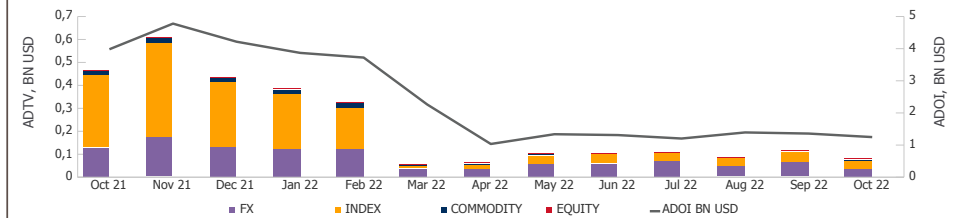
ADOI DYNAMICS, BN



FUTURES DYNAMICS

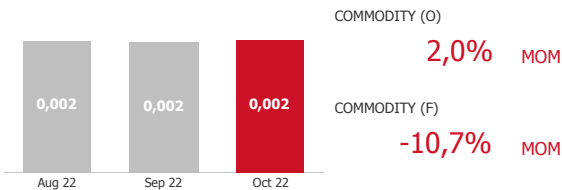


OPTIONS DYNAMICS

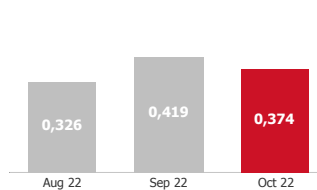


TOP GROWING SECTORS — ADTV, BN USD

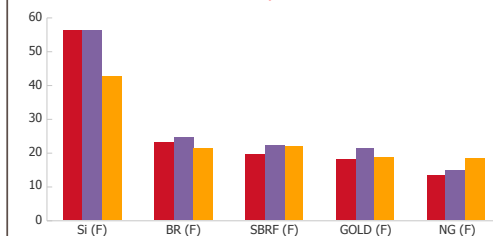
COMMODITY (O)



COMMODITY (F)



TOP 5 UA — ACTIVE CLIENTS, TH.



***Abbreviations:**

ADTV - Average Daily Trading Volume;
ADOI - Average Daily Open Interest;
MOM - Month-on-Month;
UA - Underlying asset;
BN - Billion;
TH - Thousand