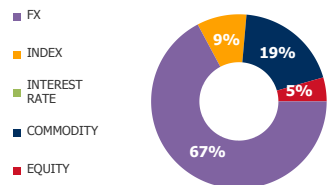


FUTURES

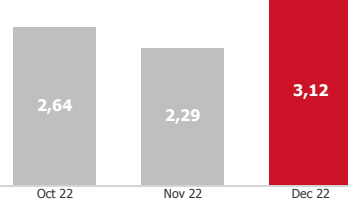
VOLUME STRUCTURE



ADTV*, USD

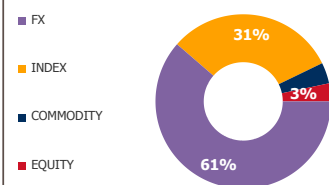
3,12 BN
36,3% MOM

ADTV DYNAMICS, BN



OPTIONS

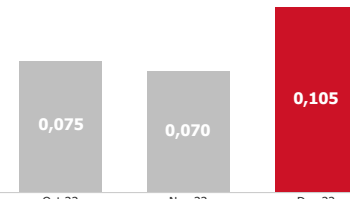
VOLUME STRUCTURE



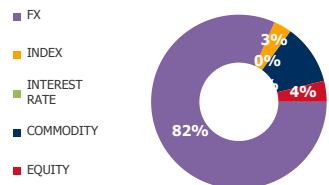
ADTV, USD

0,105 BN
51,0% MOM

ADTV DYNAMICS, BN



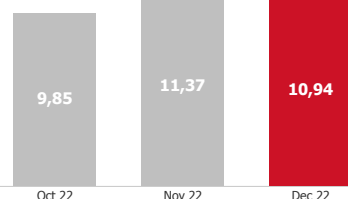
OI STRUCTURE



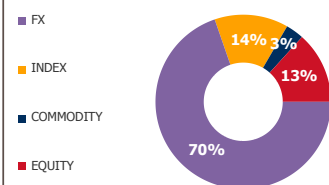
ADOI, USD

10,94 BN
-3,9% MOM

ADOI DYNAMICS, BN



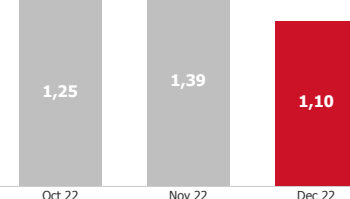
OI STRUCTURE



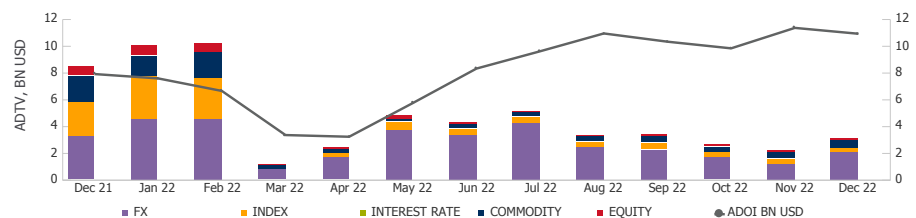
ADOI, USD

1,10 BN
-20,4% MOM

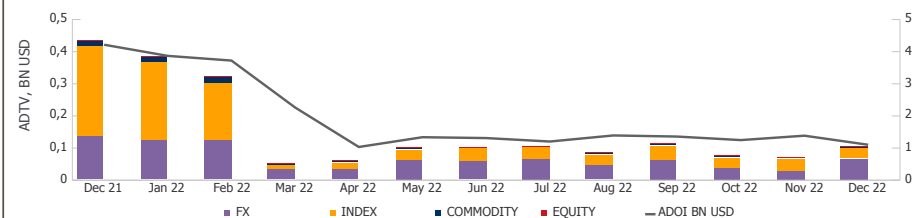
ADOI DYNAMICS, BN



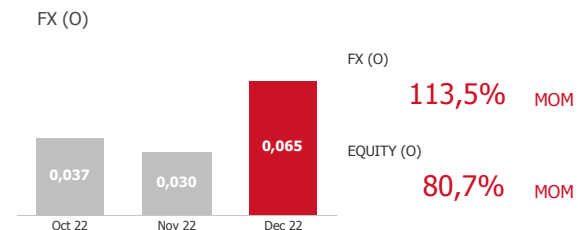
FUTURES DYNAMICS



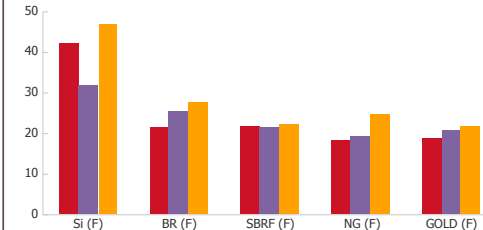
OPTIONS DYNAMICS



TOP GROWING SECTORS — ADTV, BN USD



TOP 5 UA — ACTIVE CLIENTS, TH.



***Abbreviations:**

ADTV - Average Daily Trading Volume;
ADOI - Average Daily Open Interest;
MOM - Month-on-Month;
UA - Underlying asset;
BN - Billion;
TH - Thousand