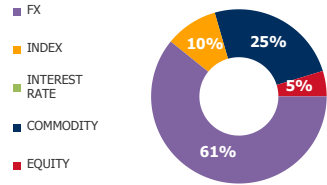


FUTURES

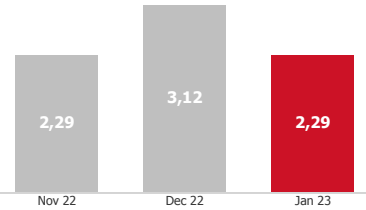
VOLUME STRUCTURE



ADTV*, USD

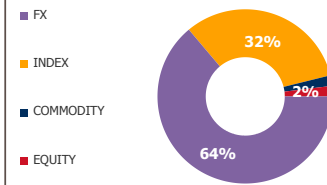
2,29 BN
-26,4% MOM

ADTV DYNAMICS, BN



OPTIONS

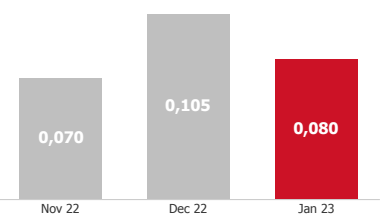
VOLUME STRUCTURE



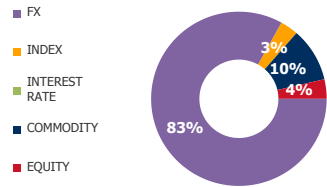
ADTV, USD

0,080 BN
-24,2% MOM

ADTV DYNAMICS, BN



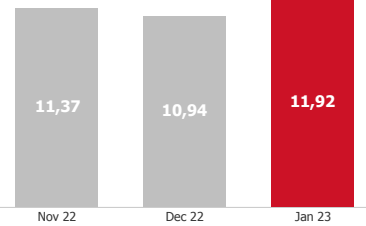
OI STRUCTURE



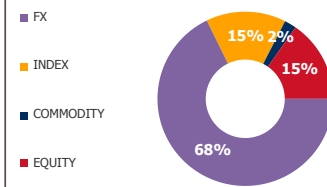
ADOI, USD

11,92 BN
9,0% MOM

ADOI DYNAMICS, BN



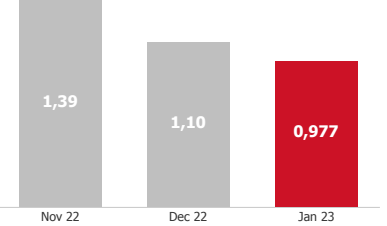
OI STRUCTURE



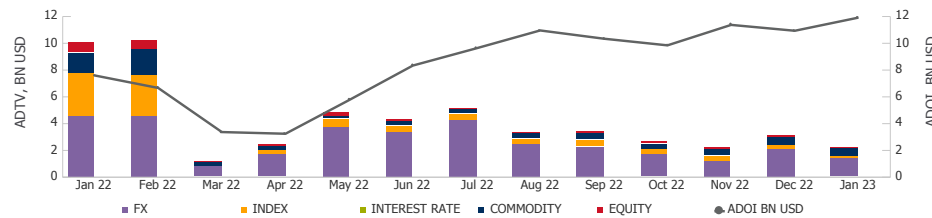
ADOI, USD

0,977 BN
-11,4% MOM

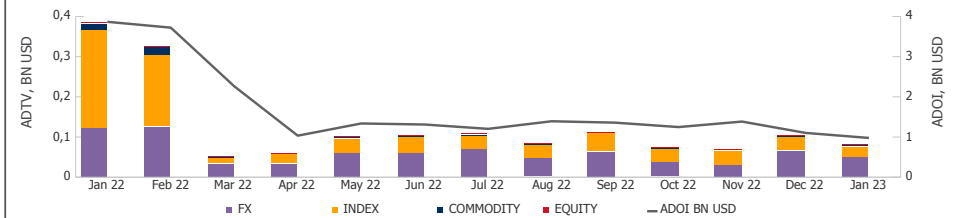
ADOI DYNAMICS, BN



FUTURES DYNAMICS

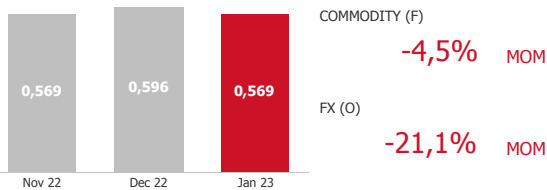


OPTIONS DYNAMICS

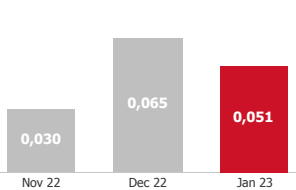


TOP GROWING SECTORS — ADTV, BN USD

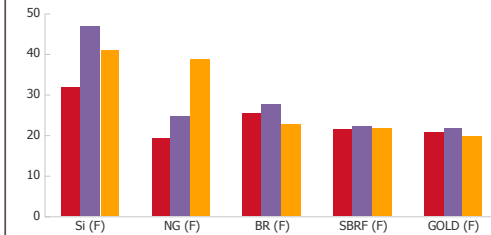
COMMODITY (F)



FX (O)



TOP 5 UA — ACTIVE CLIENTS, TH.



***Abbreviations:**

ADTV - Average Daily Trading Volume;
ADOI - Average Daily Open Interest;
MOM - Month-on-Month;
UA - Underlying asset;
BN - Billion;
TH - Thousand